

p. Index

- 2 The history of hydrotherapy
- 4 The history of Jacuzzi
- 6 The values of the Jacuzzi® brand
- 8 Choosing your Jacuzzi® hot tub
- 10 Jacuzzi® Hydrotherapy
- 12 Jacuzzi® PowerPro® Jets
- 14 ClearRay™
- 16 The Jacuzzi® wellness path
- 18 10 reasons to choose a Jacuzzi® hot tub
- 20 Jacuzzi respect for the environment
- 22 Understanding your Jacuzzi® hot tub

24 Jacuzzi® hot tub ranges

28 Italian Design

- 30 Profile
- 36 Santorini Pro
- 38 Delos
- 40 Delfi
- 42 Unique

46 Premium

- 46 J-400 series
- 50 J-495
- 52 J-480
- 54 J-465
- 56 J-415
- 58 J-LXL
- 66 J-300 series
- 70 J-375
- 72 J-355
- 74 J-345
- 76 J-335
- 78 J-315
- 80 J-200 series
- 84 J-270
- 86 J-230
- 88 J-210

92 Professional

- 98 Sienna Experience
- 100 Virginia Experience
- 102 Alimia Experience

106 Accessories

- 108 Rattan
- 110 Wood
- 112 Synthetic wood
- 114 Covers and energy saving
- 116 Cover lifters
- 118 Maintenance
- 120 After sales service

122 Specifications



Water

wellbeing in its earliest form




Hydrotherapy involves the use of water for soothing an aching body or speeding the recovery of muscular ailments. The first person to understand the potential of water was the Greek philosopher Thales who saw water as a primordial element, origin of all things. The first people to put into practice the benefits that water could bring to body and mind were the Romans, who introduced bathing as a refined daily habit. Numerous thermal spas were built, enhanced by marble and mosaics. The Middle Ages was a dark period when the use of water for enhancing well being was considered sinful but between 1700 and 1800 many hydrotherapy stations flourished again. Water became synonymous with health and the most diverse practices were designed to deliver various targeted benefits, from Thalassotherapy based on sea salt, to alternating hot and cold water. It was at the end of the 19th Century that the quantum leap was made in Germany with the industrial production of cast iron bath tubs after which followed the evolution that led to baths with integrated hydrotherapy systems patented by Jacuzzi.



When the Jacuzzi® brand became a household name

Our world renowned brand encompasses years of cutting edge design and technology and since 1956, the name has established itself as both innovator and inventor. The Jacuzzi® story is a warming tale of sheer determination and hard work. Such focus, dedication and drive were fundamentally cultivated with family at the heart. With 7 brothers, 6 sisters, 2 world wars and emigration, the founding Jacuzzi family spent their lifetime exploring new ideas and experimenting with product designs to build a business.



The seven Jacuzzi brothers emigrated to California from Italy. The brothers made great strides in aviation by inventing and flying the first enclosed cabin monoplane. In the 1920's their engineering skill and interest in hydraulics and the thermodynamics of fluids led them from the field of aviation to agriculture. Incorporating their hydraulic insight, the Jacuzzi family later made notable advancements in the agricultural pump industry

In 1943 Kenneth Jacuzzi developed rheumatic fever, which left him with juvenile rheumatoid arthritis. Recognising that monthly hydrotherapy sessions at hospital eased his son's symptoms, lead Candido Jacuzzi, the youngest of the 7 brothers, to develop a new hydrotherapy pump in 1956, that would give Kenneth more regular treatment at home. From that application, a small niche business developed. The family sold their portable pump, named J-300®, to hospitals and schools. The pump was later designed alongside the bath and new exclusive jet technology took the pump idea to a new level. A mix of 50% air and 50% water, turning through these special jets provided an experience like never before.



By the 1970's, Candido's grandson Roy Jacuzzi developed larger bathing units with built-in heating and filtration systems were introduced to accommodate groups of bathers, thus creating the first hot tub.

Today the engineering and technological advancements in hydrotherapy and jetted baths continue to flourish as new additions and ideas appear on Jacuzzi® whirlpool baths and hot tubs. We continue to anticipate your needs effectively by carrying on the Jacuzzi® tradition of style and ingenuity. In addition to being recognised as the world's largest selling brand of jetted whirlpool baths and hot tubs, Jacuzzi has over 250 worldwide patents for advancements in pump systems, jet technology, air control and product design.

Jacuzzi® brand.
More than just a name.



Over 50 years of invention and innovation have taught us to always keep moving. We continuously work towards uncovering the next technological discovery that will enhance the sensory experience of a Jacuzzi® hot tub. You know you're always getting the best hydromassage possible.

The foundation of your Jacuzzi® experience

pleasure: pleasure is freedom to enjoy your time in any way you wish.



design: beautiful flowing design makes a distinctive style statement.



performance: continuous technical innovation and performance that ensure a positive experience.

health: relaxing, refreshing and re-energizing supports a healthy lifestyle.

A true brand experience extends beyond the use of a product. Your Jacuzzi® hot tub is not only a great place to relax and recharge every day, but its place in your busy lifestyle ensures consistent delivery of a massage experience and a revitalising journey that will inspire and transform your life.

To achieve this consistent experience, Jacuzzi prides itself on a cohesive design and product development journey that integrates our 4 brand values in every product. We define ourselves, our products and our standards by these values.

Your Jacuzzi® hot tub



Hot tubs are available in all shapes and sizes. It's important to choose one that will best suit your needs. It is important to think about how much space you have in your garden – and the access to it. This may limit the hot tub size you can accommodate. If you are planning regular hot tub parties, then you might need more seats than a standard family size. Although a larger hot tub may not always mean more seats, they are generally more comfortable with more space to move around in. Jacuzzi® hot tubs are available in many different sizes, colours and styles. Take your pick and enjoy your hydromassage.



Personal space and wellbeing?

If you crave some space and a personal retreat at the end of the day, a Jacuzzi® hot tub is just what you need. With a different massage in every seat, play your favourite relaxing music and pamper yourself from head to toe.

Socialising with friends?

You'll be the envy of all your friends and neighbours with a Jacuzzi® hot tub. Apart from the great hydromassage, the larger hot tubs are spacious, fun and an exceptional talking point for you and your friends. Add a little luxury to your garden and throw the best party!

Fun for your family?

Spending quality time together is one of the biggest benefits of owning your Jacuzzi® hot tub. Playing games or chatting to loved ones in the garden, away from the pressures of every day, really helps you appreciate the finer things in life.

Hydrotherapy

The effects of hydrotherapy

Hydrotherapy involves the use of water for soothing an aching body or speeding the recovery of other muscular ailments. It combines water with air and heat to promote wellbeing. Water makes us buoyant, reducing our body weight by 90%. This, together with warmth, greatly eases stress on the body's muscles and joints.

How it works

In warm water, the heat dilates our blood vessels improving blood to flow to sore or damaged tissue. Our muscles relax, our circulation improves and the weightlessness helps us lose the tension we've unconsciously been carrying around all day. Warm water is used in physiotherapy to speed recovery from injuries and relieve muscle soreness. From a targeted stream for deep tissue massage to relaxing micro bubbles, Jacuzzi PowerPro® jets give you a variety of hydrotherapeutic massage types that improve circulation and promote the flow of endorphins.

A great hot tub massage includes hot tub jets that are the right size for a specific muscle group with the appropriate intensity. All Jacuzzi PowerPro® jets are made to direct water flow. You can customise a massage by controlling the flow. Divert water flow pressure from one seat to the next and turn the hot tub jets off and on individually to personalise your massage. A rotating stream of water and air replicates a hand circling or rubbing certain areas of your back for a smooth massage.

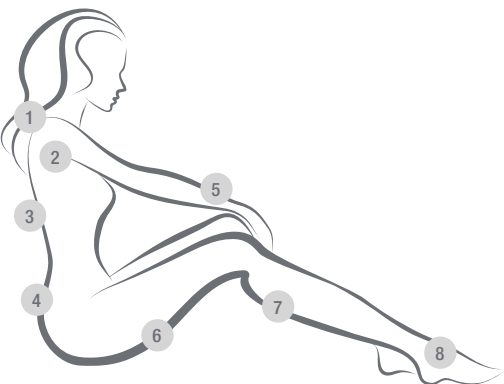
Who can benefit

Massage alone is proven to reduce stress, calm anxiety, enhance sleep quality and improve concentration; as well as aiding in other physiotherapy and recovery programmes. Hydrotherapy massage is not an alternative for medical massage treatments, but it is easily carried out at home and can be used to support a healthy active lifestyle. Warm water therapy in a Jacuzzi® hot tub works for people of all shapes, sizes and stress levels. Some people need a pulsating, strong jet stream for working knots out of large muscles. Others crave a soothing warm water retreat that clears the mind as it relaxes the body. The benefits of hydrotherapy could go even further as it is thought to help ease symptoms of arthritis whilst also providing temporary relief from chronic pain and promoting better sleep.





Jacuzzi® PowerPro® Jets



- Sensitive neck area 1
- Shoulders 2
- Back 3
- Lower back 4
- Hands and wrists 5
- Legs 6
- Calves 7
- Feet 8



PowerPro® FX jets

Jacuzzi PowerPro® FX jets' unique spiral action sends an energetic stream of air and water that's perfect for smaller muscle groups. Adjustable to high and low pressure, FX jets relieve tension at pressure points in the shoulders, neck, back, calves and feet.

Stimulates:

- 1 Sensitive neck area
- 2 Shoulders
- 3 Back
- 4 Lower back
- 5 Hands and wrists
- 6 Legs
- 7 Calves
- 8 Feet



PowerPro® NX2 Jets

Advanced NX2 jets effectively relieve tension and strain in the sensitive (and hard to reach) neck area with a highly focused stream of water. Change direction by adjusting the nozzle and intensity of the massage by turning the jet face.

Stimulates:

- 1 Sensitive neck area
- 2 Shoulders
- 3 Back
- 4 Lower back
- 5 Hands and wrists
- 6 Legs
- 7 Calves
- 8 Feet



PowerPro® BX Jets

Often used in Jacuzzi® lounger seats, these unique jets offer a very high ratio of air to water for a softer, soothing effect across your calves.

Stimulates:

- 1 Sensitive neck area
- 2 Shoulders
- 3 Back
- 4 Lower back
- 5 Hands and wrists
- 6 Legs
- 7 Calves
- 8 Feet



PowerPro® FX2 Spinner Jets

The PowerPro® FX2 Spinner jet offers another spectacular massage. The FX2 Spinner has a wide swath that provides an exceptional massage for large muscles. A stainless steel centre shaft ensures non-corrosive and long term performance.

Stimulates:

- 1 Sensitive neck area
- 2 Shoulders
- 3 Back
- 4 Lower back
- 5 Hands and wrists
- 6 Legs
- 7 Calves
- 8 Feet



PowerPro® MX2 Jets*

Based on the form and function of the original Jacuzzi jet created 50 years ago, the new generation, patented, MX2 jets deliver maximum volume at a higher air-to-water ratio. PowerPro® MX2 jets are strategically located to deliver a bold massage, especially effective for muscles in the lower back.

Stimulates:

- 1 Sensitive neck area
- 2 Shoulders
- 3 Back
- 4 Lower back
- 5 Hands and wrists
- 6 Legs
- 7 Calves
- 8 Feet



PowerPro® IX Jets

This illuminating jet creates a dramatic impact. Maximum airflow is combined with high-output LED lighting to create a unique, champagne bubble effect as the effervescent light is carried by the bubbles to the water's surface.

Stimulates:

- 1 Sensitive neck area
- 2 Shoulders
- 3 Back
- 4 Lower back
- 5 Hands and wrists
- 6 Legs
- 7 Calves
- 8 Feet



PowerPro® PX Jets

The PX jets provide a gentle pulsating massage that can be adjusted in strength to suit your needs. It is perfect for smaller muscle groups including the wrists and hands.

Stimulates:

- 1 Sensitive neck area
- 2 Shoulders
- 3 Back
- 4 Lower back
- 5 Hands and wrists
- 6 Legs
- 7 Calves
- 8 Feet



PowerPro® RX Jets

The spinning action of the patent-pending PowerPro® RX jet is fully adjustable. Simply turn the dial on the face to customise the pressure or turn off the jet action entirely. Modest in size, the RX jet covers a sizable area, reaching the key muscles and nerves of the back for a pampering massage.

Stimulates:

- 1 Sensitive neck area
- 2 Shoulders
- 3 Back
- 4 Lower back
- 5 Hands and wrists
- 6 Legs
- 7 Calves
- 8 Feet

*PowerPro® MX Jets on J-300 series

ClearRay™
innovative peace of mind





Without CLEARRAY™



With CLEARRAY™

The ClearRay™ system, standard on all Jacuzzi® hot tubs represents an evolution in water treatment. UV light has been used for years as a reliable water disinfectant. The light effectively interacts with the DNA of bacteria and viruses, destroying their ability to reproduce. It is a natural process that adds no by-product to your water. Simply designed with a long lasting, low pressure UV-C lamp and integrated in the hot tub filtration process, ClearRay treats 99.9% of waterborne pathogens. Sanitising begins in seconds, giving you crystal clear water instantly.

The path to wellness

The seats in a Jacuzzi® hot tub are designed to offer a wellness program, which ensures delivery of an effective all over massage. Detailed below are the massage effects at each stage of the wellness path:



1°
Dive in and enjoy a moment's rest in the entrance, letting your legs sink further into the soothing warm water. You can choose to enjoy the pleasure of aromatherapy. The relaxing trickling of the waterfall in the background will help you escape the rush of everyday life. Activate the circulation pump and begin relieving the lower joints.



2°
Now sit completely in the tub. The first session, counterclockwise, gently massages your back, focusing on the shoulders and lumbar areas. Your blood circulation is stimulated, muscles and joints loosen as the level of stress and tension is released from your body.



3°
The next corner is a favourite. Here, the massage becomes more energetic, the jets are stronger and larger, able to effectively improve muscle tone. The jets' action rotates water flow, which improves circulation and the look of your skin.



4°
Feel the full power of the circulation pump as you sit in the corner of your hot tub opposite the entrance. Enjoy a vigorous massage that spreads across the whole of your back, loosing stiffness and relaxing the muscles.



5°
As the wellness path reaches its peak, your muscles are unwinding and the massages start to get softer. Your stress is diminishing and your body is feeling more refreshed and stimulated.



6°
Finally, the therapy lounge seat. In this position feel the combination of relaxing back jets with 2 rows of smaller jets that deliver a delicate massage up and down your hamstrings and calves like fingers. The jets in the footwell also invigorate your feet and ankles.



7°
Now, with the massage jets turned off, take a moment to enjoy the peaceful warmth of the water and feel the tingly effects of your hydrotherapy massage. Fold your shoulders into the watery blanket one last time and submerge yourself in comfort.



8°
In the last seat, your wellness path draws to an end. Back in the entrance seat, your shoulders are refreshed while your legs keep warm. Partially immersed, your revitalised body enjoys the elemental balance of cool air and warm water. Get ready to leave your new relaxing ritual, feeling wonderfully recharged and ready for a new day.

10 reasons to choose a Jacuzzi® hot tub

1. Spend more time with your family.

Spending quality time together as a family or a couple is one of the biggest benefits to having a Jacuzzi® hot tub in your life. Playing games or chatting to loved ones in your garden, away from the pressures of every day, really helps you appreciate the little things in life that truly matter.



2. Unwind after a full day

There's nothing more comfortable or soothing after a busy day than sinking into a warm bath of bubbly water. All your muscles relax into the warmth and our exclusive Jacuzzi® jets of water and air gently target your aching joints with a comforting massage. Help your body and mind relax properly at the end of the day.

3. Recharge and boost your energy

A regular full body massage promotes better circulation by increasing blood flow around your body. Hydrotherapy massage from a Jacuzzi hot tub is flexible, so you can control the direction and amount of pressure, making your massage as soothing or as penetrable as you need. A healthy body is an energetic, active one and a Jacuzzi® hot tub can really support your healthy lifestyle.

4. Increase your energy, not your energy bills.

Running a hot tub can be expensive if it isn't insulated enough to maintain heat. Jacuzzi® hot tubs use innovative, latest technology and components to keep our tubs insulated better than most on the market. Jacuzzi® hot tubs boast up to four different layers of insulation. This keeps heat in more effectively and reduces running costs significantly.

5. Keep your water cleaner for longer

Hot tub water must be kept clean and safe for use. Water should circulate throughout the day to avoid it becoming stagnant. All Jacuzzi® hot tubs have programmable circulation and filtration cycles. As it circulates, the water in a Jacuzzi® hot tub is also cleaned as it passes through our ClearRay™ UV technology as well as our filtration systems. We'll save you time and effort on maintaining your Jacuzzi® hot tub by keeping it moving and filtered while it is out of use – this doesn't add to your running costs either.

6. Your Jacuzzi® hot tub will last for years!

Look inside a Jacuzzi hot tub and it is like looking under the bonnet of a luxury car. We believe in providing you the best hot tub experience and do not compromise on quality by using cheaper parts. We know you will enjoy your Jacuzzi® hot tub for years to come and we want you to have total faith in its ability. Our high standards and keen attention to detail means that we've done the hard work for you, you can relax.

7. We're here for you

Our priority is making sure your Jacuzzi® hot tub experience is better than you expect. From your first visit to one of our retailers' showrooms, through doing your research, choosing your favourite Jacuzzi® hot tub, getting it installed and even 10 or 20 years later, we want you to be proud of choosing the best: Jacuzzi®. We offer a manufacturer's guarantee for all our hot tubs for your peace of mind. A Jacuzzi® hot tub will help your life flow smoother, and so will our back up service.

8. We have over 50 years experience

The Jacuzzi family have been making hot tubs since the 1960's – in fact they designed and launched the first one! Since then, our technicians have designed and patented hundreds of new ideas and technologies. We know about hot tubs. We love hydrotherapy. We listen to our customers and use their valuable feedback to keep on building new features and better designs.

9. You already know our brand

Jacuzzi® is a brand name. Finding out that we're actually a family brand is good news. You already know which brand to trust. Whenever you want to learn more about hot tubs, hydrotherapy or investing more time into your own or your family's well being, you know who to turn to first.

10. We work with associations.

Being the market leader in hydrotherapy products, we stay close to our industry associations. We provide them with our experience and support in creating a stable foundation for selling hot tubs.

Respect for the environment



The essence of our brand strength lies with our integrity. We do our utmost to bring an excellent service to all of our customers. We take responsibility for our actions along the way. For example;

- All wood used in our hot tub comes from suppliers supporting environmental management systems.
- Backing materials on our cabinets are made from at least 80% recycled plastics.
- LEDs in our hot tubs use approximately 8% of the energy used by a comparable incandescent bulb.
- Our SmartSeal™ insulation system is made from recycled blue jeans.
- Jacuzzi® J-LXL is made with 1.5” of high density, heat-retaining backing as well as our standard insulation materials, making it the most energy efficient hot tub in its class.



- The Jacuzzi® hot tub factory is a leading modern facility, utilising a Thermal Regenerative Oxidiser during production; a greener practice that neutralises 99% of off-gasses that might ordinarily be released into the environment.
- We have built a closed loop system to recycle virtually all the water we use for testing our hot tubs.
- Excess acrylic from our hot tub shells is ground down and recycled for other products such as industrial cleaning agents.
- Our electronics do not contain lead and are non-toxic. This allows for safe disposal at the end of their lifecycle.

Understanding your Jacuzzi® hot tub

Where should I place my hot tub?

Not only is a Jacuzzi® hot tub great for your lifestyle, it also looks fantastic as a garden feature. There are a couple of considerations to be aware of before you plan a hot tub in your garden design. For example, have you left enough space around it for steps, covers and other hot tub accessories? Have you left sufficient access for upgrades or repairs to the elements inside your hot tub? What will your hot tub sit on?



The base needs to be set on a level foundation, not straight onto grass. If your hot tub is going indoors don't forget that you need sufficient ventilation too.

Who does the installation?

When you purchase a Jacuzzi® hot tub, our main priority is getting you to sit back and relax in your new hot tub at home. We'll help you decide where to put it, work out how to get it there, deliver it and install it for you. We'll get everything set up and running so you can jump straight in. Our team will even show you how to use your new hot tub and explain about keeping the water clean and safe.

How often will I need to replace the water?

A hot tub needs to be drained and re-filled up to 4 times a year. If it is well looked after and the water chemistry is managed effectively, the need to drain and refill is less frequent.

Can you use the spa in winter?

Yes, Jacuzzi® hot tubs are extremely well insulated and the water temperature is maintained throughout the year. Many customers tell us that the Jacuzzi hot tub experience is better in the colder weather.

Are the running costs of a Jacuzzi® hot tub expensive?

Jacuzzi® hot tubs remain connected to the mains, keeping water warm all year. But don't worry, high quality Jacuzzi® hot tubs have several features that keep running costs to a minimum. These include our unique Trifusion™ acrylic shell, 2 layers of insulating foam plus our new SmartSeal™ wrap on some models. Our J-LXL model is most efficient hot tub in its class, with high density insulation tucked in around all sides and the base. We've included kW ratings for all our hot tubs so you can work out running costs based on the cost of energy in your area.



Is a Jacuzzi® hot tub difficult to maintain?

Maintaining a Jacuzzi® hot tub is easy. Depending on your use, your hot tub will need refilling and cleaning 3-4 times a year. On top of that, your filters will need cleaning regularly and your hot tub water will need treating every day with a small amount of chemicals.

How do you operate the different functions?

All Jacuzzi® hot tub features are managed from an integrated control panel that is conveniently placed and easy to use. The control panel helps you manage the temperature, the lighting, the waterfall and your music system. Some Jacuzzi® hot tubs include a floating remote control.

Does a Jacuzzi® hot tub have a warranty?

Yes, every Jacuzzi® hot tub has at least a standard 2 year warranty included.

p. 32
profile

p. 36
santorini pro

p. 38
delos

p. 40
delfi

p. 42
unique

italian design

J-400

p. 50
J-495

p. 52
J-480

p. 54
J-465

p. 56
J-415

J-LXL

p. 62
J-LXL

J-300

p. 70
J-375

p. 72
J-355

p. 74
J-345

p. 76
J-335

p. 78
J-315

J-200

p. 84
J-270

p. 86
J-230

p. 88
J-210

premium

p. 98
sienna experience

p. 100
virginia experience

p. 102
alimia experience

professional



seating
capacity

3

4

5


italian design



p. 42
unique
seating capacity 3



p. 40
delfi
seating capacity 4



p. 38
delos
seating capacity 4



p. 36
santorini pro
seating capacity 5



p. 88
J-210
seating capacity 4



p. 86
J-230
seating capacity 5

premium



p. 78
J-315
seating capacity 3



p. 76
J-335
seating capacity 4-5



p. 74
J-345
seating capacity 4-5



p. 56
J-415
seating capacity 2-3



p. 54
J-465
seating capacity 4-5



p. 62
J-LXL
seating capacity 5

professional


♣x6



p. 32
profile
seating capacity 5-6

♣x7

♣x8



p. 84
J-270
seating capacity 6



p. 72
J-355
seating capacity 5-6




p. 70
J-375
seating capacity 6



p. 52
J-480
seating capacity 6




p. 50
J-495
seating capacity 7-8



p. 102
alimia experience
seating capacity 6-7



p. 100
virginia experience
seating capacity 6-7



p. 98
sienna experience
seating capacity 7-8



人x3



p. 42
unique
seating capacity 3

人x4



p. 36
delfi
seating capacity 4



p. 38
delos
seating capacity 4

人x5



p. 36
santorini pro
seating capacity 5

人x6



p. 32
profile
seating capacity 5-6

The Italian Design range demonstrates the depth of our design process. See our journey come to life as sleek sophisticated curves fuse with contemporary colour and Jacuzzi® hydrotherapy expertise. Enjoy your exclusive Jacuzzi® hot tub experience knowing how our designers have blended the best in hydrotherapy with the best in iconic design. This is Jacuzzi® innovation wrapped up as exquisite garden furniture.

italian design

profile

italian design



The sound and smell of your hot tub

The hot tub conceals a holder for aromatherapy beads, letting you relax in the aroma of your choice. The 4 speaker audio system is also concealed with a cross-over filter and subwoofer. The system included a stereo radio and CD player, with MP3 jack with a remote control.

Stay in control


The user friendly LCD control panel is the only thing you can see. The intuitive interface lets you manage your hydromassage through the pumps, aromatherapy, lighting, and audio system.

Water has no boundaries

This innovative hot tub allows you to experience the luxurious deep immersion and beauty of a commercial infinity pool in your own garden. This is the first domestic hot tub in the world that features an overflow grid and integrated compensation tank. Hidden audio system and controls contribute to the seamless surface and contemporary look.

Keep water instantly clear

The Instant Clear function allows you to boost the filtration system whenever you need it to work harder at filtering the water. This is especially useful in situations such as before or after a party with friends. Our ClearRay™ system with UV technology also treats 99.9% of water in the tub, so you need fewer chemicals to maintain it for longer.




Winter Pro Kit

Our new Winter Pro kit allows you to use your hot tub during winter or in the colder weather with sensible energy savings. Based on the tests executed according to CEC standards (California Energy Commission), the energy necessary to keep water at the temperature of 39° c decreases impressively.

Lighting the way

Add to your relaxation with mood changing interior lighting. The simple LEDs offer various colours that soothe your mind as worries disappear.



profile

design
Jacuzzi



5-6

235(239) x 211(215) x 93 H cm

colours




white

ocean blue
pearlescent

silver
pearlescent

jets



PowerPro®
FX Jets
8

PowerPro®
NX2 Jets
13

PowerPro®
FX2 Spinner
3

PowerPro®
MX2 Jets
1

PowerPro®
RX Jets
6

wood panels colours



teak

cover



ice
leatherette

BASE

seating capacity/lounge
5-6 (1 lounge)

total jets
31

blowers
14

automatic water refilling
yes

aromatherapy
yes

underwater light
Light System - Multicolour

stereo
not available

ClearRay™
yes

Winter Pro Kit
optional

TOP SOUND

seating capacity/lounge
5-6 (1 lounge)

total jets
31

blowers
14

automatic water refilling
yes

aromatherapy
yes

underwater light
Light System - Multicolour

stereo
"In Sound System" with MP3

ClearRay™
yes

Winter Pro Kit
optional

*Please contact your local retailer regarding availability and lead time of selected colour combinations and specifications



santorini delos delfi unique

italian design



The signature on hot tub design


The clean, contemporary lines of each hot tub design depict the fusion of functional hydrotherapy with European elegance.

Control at the touch of a button

The user friendly LCD or LED control panels are designed to be clear and simple. With intuitive menus, they offer immediate control to enable, disable, and adjust every aspect of the tub.

Winter Pro Kit

Our new Winter Pro kit allows you to use your hot tub during winter or in the colder weather with sensible energy savings. Based on the tests executed according to CEC standards (California Energy Commission), the energy necessary to keep water at the temperature of 39 °C decreases impressively.



The perfect temperature

Keep your water temperature as you like it. With 2 programmable settings, you can maintain a consistent temperature or use an eco mode.



The rhythm of hydrotherapy

These hot tubs feature an MP3 player and Bluetooth facility, to enhance your moments of relaxation with your favorite music.

Keep water clear for longer

Some models feature a water skimmer that removes the larger particles from the water surface. Our ClearRay™ system with UV technology also treats 99.9% of water, so you need fewer chemicals to maintain it for longer.



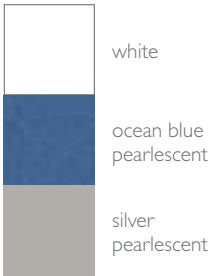
santorini pro

design
Kaluderovic & Condini



5

colours



230 x 215 x 90H cm

TOP

TOP SOUND

seating capacity/lounge

5 (2 lounge)

seating capacity/lounge

5 (2 lounge)

total jets

29

total jets

29

jets



blowers

14

blowers

14

waterfall

yes

waterfall

yes

aromatherapy

yes

aromatherapy

yes

underwater light

Light System – Multicolour

underwater light

Light System – Multicolour


stereo

not available

stereo

MP3+Bluetooth

wood panels colours



headrests

3

headrests

3

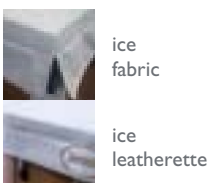
cushion

optional

cushion

optional

cover



ClearRay™

optional

ClearRay™

yes

Winter Pro Kit

optional

Winter Pro Kit

optional



delos

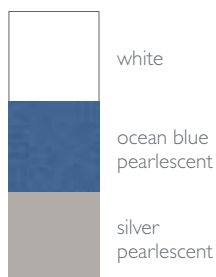
design

Kaluderovic & Condini




215 x 190 x 80H cm


colours



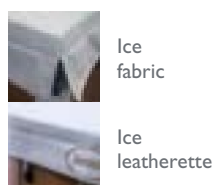
jets



wood panels colours



cover



BASE

seating capacity/lounge

4 (1 lounge)

jets

16

blowers

not available

waterfall

not available

aromatherapy

not available

underwater light

white spotlight

stereo

not available

headrests

3

cushion

optional

ClearRay™

optional

Winter Pro Kit

optional

PRO

seating capacity/lounge

4 (1 lounge)

jets

16

blowers

not available

waterfall

yes

aromatherapy

not available

underwater light

white spotlight

stereo

not available

headrests

3

cushion

optional

ClearRay™

optional

Winter Pro Kit

optional

PRO SOUND

seating capacity/lounge

4 (1 lounge)

jets

16

blowers

10

waterfall

yes

aromatherapy

yes

underwater light

Light System – Multicolour

stereo

MP3+Bluetooth

headrests

3

cushion

optional

ClearRay™

yes

Winter Pro Kit

optional

*Please contact your local retailer regarding availability and lead time of selected colour combinations and specifications



delfi

design

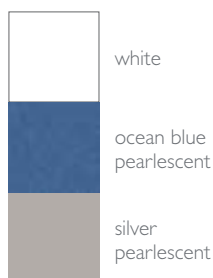
Kaluderovic & Condini




4x4

190 x 190 x 80H cm


colours



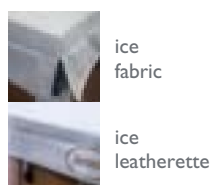
jets



wood panels colours



cover



BASE

PRO

PRO SOUND

seating capacity/lounge

seating capacity/lounge

seating capacity/lounge

4 (1 lounge)

4 (1 lounge)

4 (1 lounge)

jets

jets

jets

16

16

16

blowers

blowers

blowers

not available

not available

10

waterfall

waterfall

waterfall

not available

yes

yes

aromatherapy

aromatherapy

aromatherapy

not available

not available

yes

underwater light

underwater light

underwater light

white spotlight

white spotlight

Light System – Multicolour

stereo

stereo

stereo

not available

not available

MP3+Bluetooth

headrests

headrests

headrests

2

2

2

cushion

cushion

cushion

optional

optional

optional

ClearRay™

ClearRay™

ClearRay™

optional

optional

yes

Winter Pro Kit

Winter Pro Kit

Winter Pro Kit

optional

optional

optional

*Please contact your local retailer regarding availability and lead time of selected colour combinations and specifications

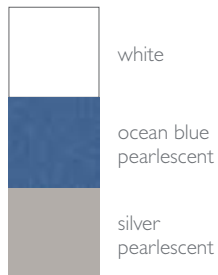


unique

design
Carlo Urbinati


3x3

colours



190 x 150 x 80H cm

jets



BASE

seating capacity/lounge
3 (1 lounge)

jets
14

blowers
not available

waterfall
not available

aromatherapy
yes

underwater light
Light System – Multicolour

stereo
not available

headrests
3

ClearRay™
yes

Winter Pro Kit
optional

TOP

seating capacity/lounge
3 (1 lounge)

jets
14

blowers
10

waterfall
yes

aromatherapy
yes

underwater light
Light System – Multicolour


stereo
MP3 + Bluetooth

headrests
3

ClearRay™
yes

Winter Pro Kit
optional

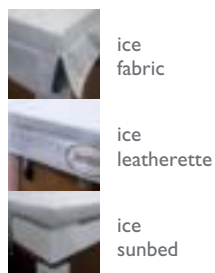
wood panels colours



customisable panels



cover



*Please contact your local retailer regarding availability and lead time of selected colour combinations and specifications





Bulgari Hotel Spa Milan, Italy





人x4



p. 56
J-415
seating capacity 2-3

人x5



p. 54
J-465
seating capacity 4-5

人x6



p. 52
J-480
seating capacity 6

人x8



p. 50
J-495
seating capacity 7-8

Sit in a J-400 hot tub and you'll feel extra special in minutes. These are hot tubs that will look after you and your body, treating you with a relaxing massage in the warmth. Impress your friends and invite them to try out your Jacuzzi® experience – there is no other hot tub experience like it!

J-400 premium

J-400

premium

Sing as you soak.

All J-400 hot tubs feature the exclusive J1000™ audio system with iPod docking station powered by JBL. This includes 1GB hard drive, MP3 player, radio and powered subwoofer.



Stay in control.

The J1000™ control panel features a full colour monitor with a simple one touch menu to all functions. With easy to program filtration and heating cycles, the panel also features an 'EcoMode' that helps you to control energy costs based on your personal use of your hot tub. You can lock in your settings to prevent unauthorised access too.

The best hydromassage.


The Jacuzzi PowerPro® System drives all of the jet action, soft or strong, with low-pressure, high volume pumps. Different muscle groups demand different types of massaging jet action. Each of the versatile jets in the J-400 range offers a full range of massages, from robust and stimulating to gentle and rejuvenating. Selected adjustable jets let you control the way they perform just by turning their nozzles individually to suit you.

Conserving energy

SmartSeal™ is fitted as standard on all J-400 hot tubs. Made from recycled blue jeans, this environmentally friendly solution achieves up to 20% reduction in energy use and protects from moisture, mold and reduced noise.

Beautiful Watercolour™ Waterfalls

The graceful raised profile design creates a dramatic cascade of water. Sit under the Watercolour™ waterfall and enjoy a soothing neck and shoulder massage.



Manage your hot tub water with ease.

The ProClarity™ Filtration system operates with your hot tub's circulation pump to provide industry exclusive water filtration and features a two-stage design. The J-495, and J-415 also feature the ProClarity™ grill with a floating weir and leaf bag to keep large debris from returning to the hot tub. The ProClear™ water management system is included on the J-480 and J-465.

Wrapped in a special shell

Jacuzzi® has created the special Trifusion™ shell, that is a tri-layer acrylic, vinylester vapour barrier and resin composite combined together, making the hot tub shell the strongest in the industry. A solution that guarantees both energy saving and solidity of structure.



J-495

7-8


colours



229 x 279 x 104(117)H cm



jets



seating capacity/lounge

7-8

jets

62

waterfall

2 WaterColour™

underwater light

Light System – Multicolour


stereo

J1000*

headrests

4 (adjustable lighted pillows)

synthetic wood



ClearRay™

yes

SmartSeal™

yes*


cover



filter



service status

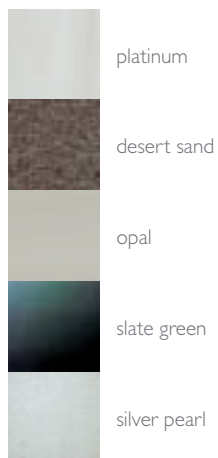




J-480

6x6


colours



239 x 239 x 99(112)H cm



jets



seating capacity/lounge

6 (1 lounge)

jets

48

waterfall

2 WaterColour™

underwater light

Light System – Multicolour

stereo

J1000*

synthetic wood



headrests

4 (adjustable lighted pillows)

ClearRay™

yes

cover



SmartSeal™

yes*

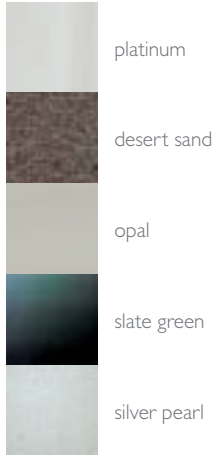
*Please contact your local retailer regarding availability and lead time of selected colour combinations and specifications



J-465

♣x5


colours



224 x 224 x 99(109)H cm



jets



seating capacity/lounge

5 (1 lounge)

jets

37

waterfall

1 WaterColour™


underwater light

Light System – Multicolour

stereo

J1000*

synthetic wood



headrests

4 (adjustable lighted pillows)

ClearRay™

yes

cover



SmartSeal™

yes*

*Please contact your local retailer regarding availability and lead time of selected colour combinations and specifications




J-415

2-3



colours



platinum

desert sand

opal

slate green

silver pearl

168 x 193 x 81H cm


seating capacity/lounge

2-3 (1 lounge)

jets

21

jets



PowerPro®
NX2 Jets
4

PowerPro®
FX Jets
22

PowerPro®
FX2 Spinner
6

PowerPro®
RX Jets
6

waterfall

1 WaterColour™

underwater light

Light System – Multicolour

stereo

J1000*

headrests

2 (adjustable lighted pillows)

synthetic wood



silver wood

brazilian teak

roasted
chestnut


ClearRay™

yes

SmartSeal™

yes*

cover




silver wood

bordeaux

filter



service status









p. 62
J-LXL
seating capacity 5

You can see the Jacuzzi® difference a mile away. But get in and feel it, you'll be amazed at how wonderful you'll feel afterwards. Go on, let go and enjoy the benefits of a true Jacuzzi® hot tub hydromassage. The J-LXL delivers a wonderful massage tailored to your needs; divert the jets to your liking, control the pressure, the power is at your fingertips.

**Symmetrical design**

The new flat surface top deck eliminates exposed acrylic for a clean, contemporary look. Stainless steel adds a crisp accent to the cabinet corners and the improved materials resist weather and UV damage.

All under control.

Intuitive controls housed in a discreet and streamlined panel, makes it easier than ever to customise your whole Jacuzzi® hot tub experience


The clearest AquaSound™

The AquaSound™ audio system with auxiliary iPod/MP3 jack is housed in a weatherproof enclosure. Complete with exclusive JBL marine grade speakers, ramp up your music and sing as you soak.



Bright bubbles

The system of internal and perimeter LED lighting, offers an elegant and relaxing effect. Your hydrotherapy massage can continue long after the sun has gone down. The slimline waterfall coordinates spectacularly, illuminating the water just for you.



ClearRay™ clear water

Manage your hot tub water easily and quickly. All Jacuzzi® Premium hot tubs are fitted with ClearRay™ UV technology meaning 100% of your hot tub water passes through UV rays and filters all the time. Relax and enjoy your massage.

High density insulation


The inside of our J-LXL is packed with 1.5" of high density lining, with heat retaining backing. This, in conjunction with our Trifusion™ layer and foam insulation, means this is the most energy efficient hot tub in its class. All Jacuzzi® hot tubs meet strict energy consumption standards.



J-LXL

5x5

colours



platinum

opal

slate green

silver pearl




213 x 213 x 91H cm



seating capacity/lounge

5 (1 lounge)

jets



PowerPro®
FX Jets
23

PowerPro®
NX2 Jets
6

PowerPro®
FX2 Jets
3

PowerPro®
MX2 Jets
2

PowerPro®
RX Jets
4

jets

38

waterfall

yes

underwater light

yes

stereo

Aquasound system with JBL speakers

headrests

3

synthetic wood



brazilian teak



roasted
chestnut

ClearRay™

yes

cover



bordeaux









人x3



p. 78
J-315
seating capacity 3

人x5

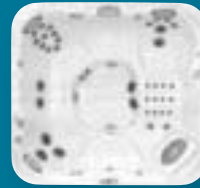


p. 76
J-335
seating capacity 4-5



p. 74
J-345
seating capacity 4-5

人x6



p. 72
J-355
seating capacity 5-6



p. 70
J-375
seating capacity 6

Smile inside, knowing that warming constant in your life is sat waiting patiently for you in your garden. Come home after a long day at work or a tough workout and take yourself off to a luxury destination of your choice, without leaving your home. Now you really can holiday at home.

J-300 premium



Personalise your massage.

ProAir™ Lounger seat is designed to deliver invigorating, therapeutic relief. FX2 spinning jets massage your neck and back while the BX jets target your calves with a rejuvenating bubbly effect.

WaterRainbow™ Waterfall


With its curved edge, the waterfall creates a dramatic cascade of water. The stream is fully adjustable and a selection of backlight colours adds a calming effect that coordinates with the high intensity interior lighting.

Manage your hot tub water with ease.

The ProClear™ water management system includes ProStream™ 24 hour circulation pump with silent operation, high volume floating skimmer and ClearRay™ UV technology. Keep total peace of mind about your water cleanliness while reducing your chemical use.

Locked in Control

The ProTech™ control system allows you to customise the water and air pressure as well as your jet patterns. Control your operating costs by programming filtration cycles and temperature settings. You can even lock your settings to prevent unauthorised access.



Music management.

AquaSound™ audio system with auxiliary iPod/MP3 jack and subwoofer is complete with high fidelity marine grade speakers. Also features a water resistant wireless remote control.

Wrapped up in SmartSeal™

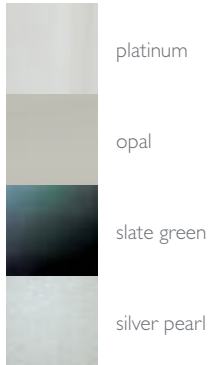
In addition to our 3 stage insulating process, we've added SmartSeal™ insulating wrap to selected models. Ideal for cold climates, this blanket also reduces operating noise and helps protect from mould and moisture. You'll also save an extra 25% on your energy bills.



J-375

5-6


colours



231 x 231 x 97H cm



jets



seating capacity/lounge

5-6 (1 lounge)

jets

46

waterfall

1 Water Rainbow®

underwater light

LED ProLites System

stereo

Aquasound System with iPod docking station and auxiliary MP3 jack*

synthetic wood



headrests

4

ClearRay™

yes

SmartSeal™

yes*

cover






J-355

5-6

colours



platinum

opal

slate green

silver pearl



231 x 213 x 97H cm

seating capacity/lounge

5-6 (1 lounge)

jets



PowerPro®
FX Jets
19

PowerPro®
FX2 Spinner
4

PowerPro®
MX Jets
5

PowerPro®
BX Jets
12

jets

40

waterfall

1 Water Rainbow®

underwater light

LED ProLites System

stereo

Aquasound System with iPod docking station and auxiliary MP3 jack*

synthetic wood



silver wood

brazilian teak

roasted
chestnut

headrests

3


ClearRay™

yes

SmartSeal™

yes*

cover



silver wood

bordeaux



*Please contact your local retailer regarding availability and lead time of selected colour combinations and specifications




J-345



4-5

colours



platinum

opal

slate green

silver pearl

213 x 213 x 91H cm


seating capacity/lounge

4-5

jets

27

jets



PowerPro®
FX Jets
18

PowerPro®
FX2 Spinner
4

PowerPro®
MX Jets
5

waterfall

1 Water Rainbow®

underwater light

LED ProLites System

stereo

Aquasound System with iPod docking station and auxiliary MP3 jack*

synthetic wood



silver wood

brazilian teak

roasted
chestnut

headrests

4

ClearRay™

yes

SmartSeal™

yes*

cover



silver wood


bordeaux



J-335

⚖x4-5

colours



platinum

opal

slate green

silver pearl



213 x 213 x 91H cm

seating capacity/lounge

4-5 (1 lounge)

jets



PowerPro®
FX Jets
18

PowerPro®
FX2 Spinner
4

PowerPro®
MX Jets
2

PowerPro®
BX Jets
12

jets

36

waterfall

1 Water Rainbow®

underwater light

LED ProLites System

stereo

Aquasound System with iPod docking station and auxiliary MP3 jack*

synthetic wood



silver wood

brazilian teak

roasted
chestnut

headrests

4


ClearRay™

yes

SmartSeal™

yes*

cover



silver wood

bordeaux





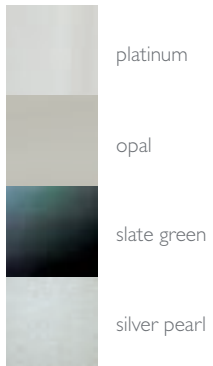
J-315



193 x 168 x 81H cm

3

colours



seating capacity/lounge
3 (1 lounge)

jets

13

waterfall

1 Water Rainbow®

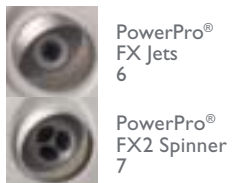
underwater light

LED ProLites System


stereo

not available

jets



synthetic wood



headrests

3

ClearRay™

yes

SmartSeal™

yes*

cover







人x4



p. 88
J-210
seating capacity 4

人x5



p. 86
J-230
seating capacity 5

人x6



p. 84
J-270
seating capacity 6

A good way to start enjoying a hot tub without having to invest in the top specifications. Smaller design, but simple and straightforward quality. All the features you need are present and correct, with Jacuzzi® hot tub quality at the heart. Relax and enjoy.

J-200 premium

J-200

premium



A soothing cascade.


Adding to the calming effect and beauty of your hot tub, the Classic Waterfall feature casts light from surrounding pinlights bubbling across the surface of the water.

Classic jets

The classic jet collection is designed to deliver a soothing gentle massage or a stimulating experience. All jets are strategically positioned to target specific muscle groups.

Light up the night.

The Classic lighting package includes 22 perimeter pinlights, waterfall feature and additional footwell lighting that not only enhances your hot tub experience, but also helps you enter and exit your hot tub at night.



Musical magic.

An optional Classic audio system is available on all models except the J-210. The system includes iPod/MP3 auxiliary jack, radio and 4 marine grade waterproof speakers.

Trifusion™ Shell

The J-200 series offers the special Trifusion™ shell, that is a tri-layer acrylic, vinylester vapour barrier and resin composite combined together, making the hot tub shell the strongest in the industry.



J-270



231 x 231 x 94H cm

seating capacity/lounge

6 (1 lounge)

jets

42 (stainless steel face plates)



waterfall

1

colours



platinum

underwater light

Classic Lighting

stereo

yes*

synthetic wood



silver wood

headrests

3



roasted chestnut

surrounding lights

yes

cover



silver wood

bordeaux

ClearRay™

yes



J-230



213 x 213 x 91H cm

seating capacity/lounge

5 (1 lounge)

jets

25 (stainless steel face plates)

waterfall

1

underwater light

Classic Lighting

stereo

yes*

headrests

3

surrounding lights

yes

ClearRay™

yes



colours



platinum

synthetic wood



silver wood



roasted chestnut

cover



silver wood

bordeaux



J-210



Ø198 x 91H cm

seating capacity/lounge

4

jets

19

underwater light

white

ClearRay™

yes



colours



platinum

synthetic wood




silver wood



roasted chestnut

cover



silver wood

bordeaux

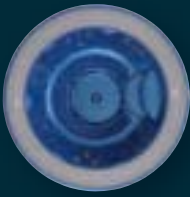








♣x7

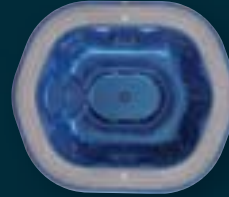


p. 102
alimia experience
built-in
seating capacity 6-7



p. 100
virginia experience
built-in
seating capacity 6-7

♣x8



p. 98
sienna experience
built-in
seating capacity 7-8

Beautiful and elegant, the Professional range is suitable for a wide range of commercial applications including holiday homes, wellness centres, golf clubs and small leisure clubs. Different to a domestic hot tub, installation is in-ground and involves installing a separate spa pack and compensation tank to allow water to continuously move through a quartz sand filter where it is cleaned before flowing back into the tub.

professional

professional



Professional immersion.

Since the water level reaches the physical rim of the hot tub, you can be sure of deep immersion in your favorite Jacuzzi® hot tub massage seat. No more cold shoulders!

Professional massage.


The jets included in a Professional hot tub are strategically placed for maximum hydromassage. They are all adjustable and differ in pressure and performance. The stainless steel covers add to the character and the blowers provide a continual champagne effect.

Professional clean water.

The quartz sand filter provides superior filtration ideal for more frequent use. Filtered water flows back into the tub through the ground drainage point. This creates an underwater fountain effect from the bottom of the hot tub, but also means that particles are collected by the jets more effectively and directed back through the overflow to the filter constantly.

Professional quiet time.

A wonderful benefit of using a Professional hot tub is that it is much quieter to run, as the working parts and the filtration processes can be positioned far from the hot tub. They can be separated to the hot tub by up to 6 meters. This allows you to enjoy your hydromassage to the fullest.



Professional recycled water.

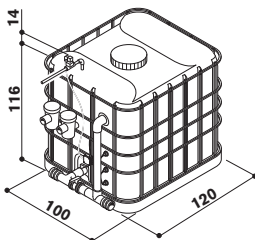
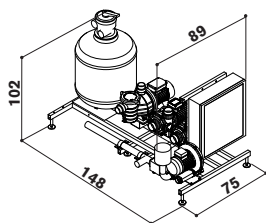
A distinctive feature of the Professional range, is the 15° angled overflow grid around the surface of the hot tub. It 'collects' surface water, which overflows through the grid to a storage tank and filter. The cleaned water is then pumped back into the base of the hot tub and reused.

Professional colour.

There are underwater LED spotlights that illuminates the whole hot tub during your massage. Watch the colours change as your body relaxes.



Spa-Pack

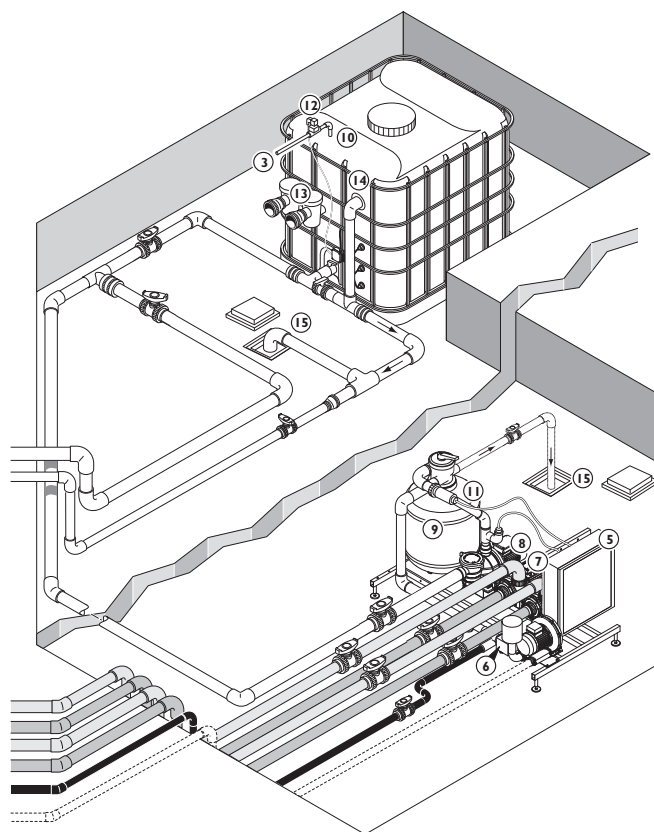


Compensation tank

- 12 - Water loading/filling solenoid valve (3/4")
- 13 - Pre-filters
- 14 - Overflow
- 15 - Ground drainage points

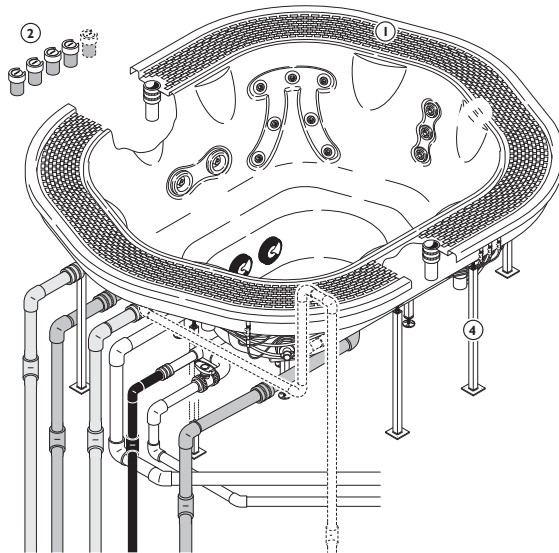
Spa-PACK

- 5 - Electric wiring box
- 6 - Optional:
- 6a - Heater (12kW)
- 6b - Heat exchanger (40.000 Kcal/h)
- 7 - Hydromassage pumps (2+2 Hp)
- 8 - Filtering pump
- 9 - Quartz sand filter
- 10 - Safety switch
- 11 - Temperature sensor



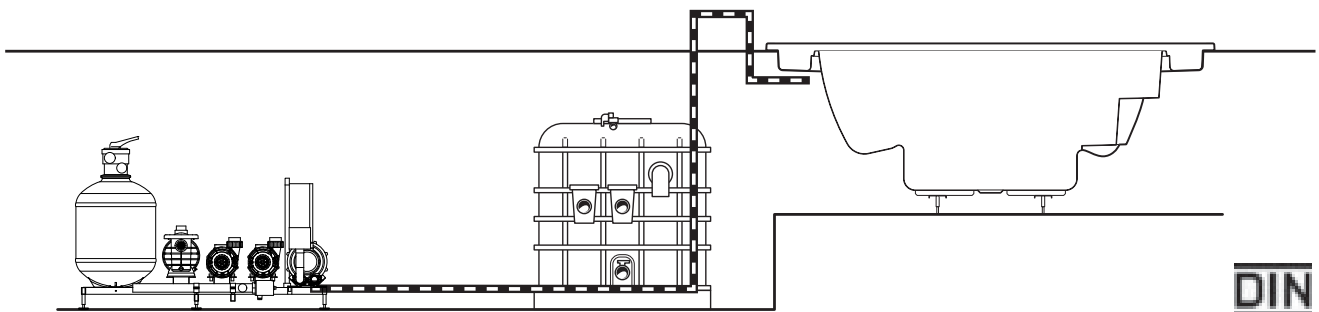
The Experience hot tubs baths are also distinguished by the very low noise level of the system. The Jacuzzi® technicians have in fact designed the set of pumps, the water heating system consisting of the electric heater and of the heat-exchangers, the compressors for the blowers and an optional ionizer (indispensable to further increase water quality) in an independent technical compartment (Spa pack) that can be positioned at a distance of up to 6 metres.

Thanks to superior quality filtering, the quartz sand filter makes the Experiences Spa baths ideal for professional use. The filtered water flows back to the hot tub through the ground drainage point: this method, as well as offering the visual effect of an “underwater fountain”, sends the particles deposited at the bottom of the hot tub into circulation making them more likely to be captured by the nozzles that send the water to the filter. Although it is technically complex, the system is easy to manage even by home users by means of pneumatically controlled buttons.



Spa and piping system


- 1 - Overflow channel with grid
- 2 - Pneumatic buttons
- 3 - Connections to plumbing
- 4 - Perimeter metal supports



sienna experience



257 x 219 x 98H cm



seating capacity/lounge

7-8

jets

30

blowers

16

automatic water refilling

yes

aromatherapy

yes

underwater light

Light System – Multicolour

🧑 x7-8

colours



white

ocean blue
pearlescent

silver
pearlescent

jets



PowerPro®
FX Jets
17

PowerPro®
NX2 Jets
8

PowerPro®
FX2 Spinner
5

cover




ice
leatherette



virginia experience



257 x 219 x 98H cm



seating capacity/lounge

6-7 (1 lounge)

jets

34

blowers

16

automatic water refilling

yes

aromatherapy

yes

underwater light

Light System – Multicolour

 x6-7

colours



white

ocean blue
pearlescent

silver
pearlescent

jets



PowerPro®
FX Jets
17

PowerPro®
NX2 Jets
8

PowerPro®
FX2 Spinner
5


cover



ice
leatherette



alimia experience



Ø237 x 98H cm

seating capacity/lounge

6-7

jets

28

blowers

16

automatic water refilling

yes

aromatherapy

yes

underwater light

Light System – Multicolour

 x6-7

colours



white

ocean blue
pearlescent

silver
pearlescent

jets



PowerPro®
FX Jets
17

PowerPro®
NX2 Jets
6

PowerPro®
FX2 Spinner
5

cover



ice
leatherette





Porto Cervo, Sardegna, Italy



Accessories for your Jacuzzi® hot tub



Your new Jacuzzi® hot tub is not complete without some essential accessories that help you adapt to your new hot tub lifestyle more easily. Customise your hot tub area and create an exclusive space that is practical but also exquisite in garden furniture design. Don't forget to look for some matching steps that will help you enter and exit your hot tub safely, a suitable cover lifter to help you lift your cover off and on really quickly, some Jacuzzi® sanitiser to keep your warm water clean and of course some lovely fluffy Jacuzzi® bathrobes to keep you warm as you cross your garden!



Rattan accessories

Exclusively for Italian Design series


design

Kaluderovic & Conдини

delfi



①
Corner platform
R 105 x 50 x 22.5 H cm



②
Platform
82 x 50 x 22.5 H cm

delos



③
Step
107 x 50 x 42.5 H cm

Make a statement in your garden or conservatory with rattan style furniture that suits our Italian Design range. They look elegant and refined while offering functional style, quality and comfort. The angled pieces suit only the Santorini Pro, Delos and Delfi models. Our Rattan range is not weather resistant.

santorini pro



⑦

Platform
122 x 50 x 22.5 H cm



④

Corner step
R 105 x 50 x 42.5 H cm



⑤

Sofa
122 x 50 x 42.5 H Sx cm



⑥

Sofa
107 x 50 x 42.5 H Dx cm

Wood accessories

Exclusively for Italian Design series

design
Kaluderovic & Condini



table

60 x 60 x 70 H cm



storage unit with lid

60 x 60 x 36 H cm



corner flower planter

58.5/58.5 x 34 x 36 H cm
R 58.5 cm



corner platform

58.5/58.5 x 34 x 36 H cm
R 58.5 cm



tall bench

118 x 34 x 36 H cm
138 x 34 x 36 H cm
153 x 34 x 36 H cm
164 x 34 x 36 H cm
176 x 34 x 36 H cm
188 x 34 x 36 H cm



access steps

78 x 60 x 18/36 H cm
93 x 60 x 18/36 H cm
116 x 60 x 18/36 H cm
128 x 60 x 18/36 H cm

*New wood elements.



low corner step*

R 105x50x20 H cm



high/low L820 step*

82 x 50 x 40 H cm



high/low L1070 step*

107 x 50 x 40 H cm

If you love real wood, then our wooden collection of garden furniture is for you. Perfect your new hot tub experience with taste and durability of the natural kind. The teak colour finish works well with our Italian Design range, whose cabinets are also a teak colour.

Synthetic wood

Exclusively for Premium series



ProEndure™ Premium steps

Your safety is our highest priority, so we always recommend accessorising your new hot tub with a set of steps. Our ProEndure™ collection of steps offers practical solutions for you to entertain and socialise around your hot tub safely. They are manufactured in synthetic materials which ensure their longevity and easy maintenance. They are also built using the same materials as the Premium hot tubs, coordinating nicely and making your garden neat and inviting.

Measures:

Step – 76 cm

Large step – 81 cm

Colours:

Brazilian Teak

Roasted Chestnut

Silver Wood



ProStep™ JLX steps

The ProStep™ complements our J-LXL hot tub perfectly. They have a lockable accessory compartment for added convenience and include a hand rail for easy entry and exit. These steps are only available in Brazilian Teak or Roasted Chestnut finish.

Covers and energy saving



These elements not only provide practical energy saving, but also protect the shell of your hot tub and maintain your required temperature of the water.

Jacuzzi® hot tub covers protect your hot tub when it's not in use and also work effectively to maintain heat. The insulation inside our covers not only ensures that your hot tub saves energy, it also helps protect the water from contamination, keeping it clean and safe. Your Jacuzzi® hot tub cover adds an extra measure of security.



Heaters

Our energy-saving heat exchangers heat your fresh hot tub water quickly, bringing it to the desired temperature more efficiently.

Insulation

The different insulation methods inside our hot tub cabinets offer the best thermal retention. From high density, water resistant panels, SmartSeal™ insulating wrap of our Premium range to our Winter Pro kit on the Italian Design range, you can be sure that your new hot tub will keep your water warm and inviting for when you need it most and also during the cold season. It'll also do it more efficiently and effectively than you expect.

Based on the CEC tests on our Winter Pro Kit, the results in terms of energy efficiency are remarkable.

Cover lifters

Exclusively for Premium series




Remove your hot tub cover with ease. The Covermate I has only one moving part and a built-in stop mechanism allowing installation to be quick and easy. It is a manual lift, which is ideal for hot tubs in gazebos or where space is limited. The Covermate III combines gas shock mechanisms which make opening covers effortless. The large aluminium mounting brackets, tubing and full bar construction provide superior strength. Ask which cover lifter will suit your Jacuzzi® hot tub.



Cleaning and Maintenance



Cleaning should become part of your hot tub water management routine if you are to keep your water safer for longer. The ClearRay™ UV technology will keep waterborne bacteria at bay, but you will still need to chemically treat your hot tub to kill other harmful bacteria regularly. Keeping your hot tub in good condition is easy to do and will help you keep enjoying your hot tub for years to come. Your filtration system will work automatically but you should clean your filters every fortnight. Our range of Jacuzzi® filters, sanitisers, UV systems and cleaners ensures peace of mind and water purity every time you use your hot tub.



To maintain and treat the wooden parts of our Italian Design range, you should use ActionWood, our water resistant wood treatment.

After sales service





We are proud to work with so many Jacuzzi® authorised retailers worldwide and it is great that the number of Jacuzzi® retailers continues to grow. Your local Jacuzzi® authorised retailer will be able to help you with all your questions and enquiries regarding installation, delivery, water maintenance and any technical information you require. They may also offer credit services to help you pay for your new investment. We are available, with our retailers to help you with any questions or issues you may have. Our team of qualified engineers will visit your hot tub to repair it or service it as you require, just contact your retailer for more information. You can relax, you've got a Jacuzzi® hot tub and that means you're in safe hands.



profile

| | BASE | TOP SOUND |
|-------------------------------------|---|---|
| FEATURES | | |
| Length x width | cm 235(239) x 211(215) | 235(239) x 211(215) |
| Height | cm 93 | 93 |
| Seating capacity | n. 5-6 (1 lounge) | 5-6 (1 lounge) |
| Framework | Metal | Metal |
| Base height | cm 16 | 16 |
| Compensation tank | l ~300 | ~300 |
| Insulation typology | Expanded Polyurethane | Expanded Polyurethane |
| Winter Pro Kit | ● | ● |
| WEIGHT & CAPACITY | | |
| Water capacity | l ~2110 | ~2110 |
| Average fill | l ~1600 | ~1600 |
| Spa net weight | kg ~400 | ~400 |
| Max. spa weight | kg ~2510 | ~2510 |
| Floor load | kg/m ² ~558 | ~558 |
| EQUIPMENT | | |
| Jets | 31 | 31 |
| Self-draining shell | ● | ● |
| Automatic water refilling | ● | ● |
| Aromatherapy | ● | ● |
| Blowers | 14 | 14 |
| Waterfall | -- | -- |
| Underwater light | ● Light System – Multicolour | ● Light System – Multicolour |
| Stereo | -- | ● "In Sound" (with MP3 jack) |
| Remote control | -- | ● |
| Headrest | -- | -- |
| Cushion | -- | -- |
| PUMPS | | |
| Pump I | 2 HP/1.8kW, 1 speed | 2 HP/1.8kW, 1 speed |
| Pump II | 2 HP/1.8kW, 1 speed | 2 HP/1.8kW, 1 speed |
| Circulation pump | ● | ● |
| FILTRATION SYSTEM | | |
| Skimmer type | External Grid | External Grid |
| Performance kit - Sand filter | -- | -- |
| Cartridge (for filter) | Sq.Ft. 1 x 100 | 1 x 100 |
| Backflow of filtered water | ● | ● |
| CLEARRAY™ | ● | ● |
| ELECTRIC REQUIREMENTS | | |
| Electrical requirement | 220-240V 50Hz single-phase | 220-240V 50Hz single-phase |
| Max absorption with electric heater | 5.75 kW - 26 A | 5.75 kW - 26 A |
| Electric heater | kW 3 | 3 |
| Heater exchanger | kcal/h -- | -- |
| CONTROL SYSTEM | | |
| Topside control panel | ● Digital LCD | ● Digital LCD |
| Diverter valves | -- | -- |
| Air adjustment | -- | -- |
| FINISHINGS | | |
| Built-in version | -- | -- |
| Wooden panel version (colour) | ● teak | ● teak |
| Synthetic wood panelling | -- | -- |
| Cover | Ice (leatherette) | Ice (leatherette) |
| Available colours eu* | White, Ocean Blue Pearlescent, Silver Pearlescent | White, Ocean Blue Pearlescent, Silver Pearlescent |

■ Jets

● Included

● Optional

○ Please contact your local retailer for specifications

* Please contact your local retailer for colour availability



santorini pro

TOP

230 x 215
90
5 (2 lounge)
Metal
7
Expanded Polyurethane



~1800
~1250
~300
~2100
~479

29



--



14

● Light System - Multicolour

--

--

● (3)



2 HP/1.8kW, 1 speed
2 HP/1.8kW, 1 speed



Rectangular Cassette

--

2 x 50



220-240V 50Hz single-phase
5.75 kW - 26 A
3
26.000

● Digital LCD

--



○ teak or veined oak

--

Ice (leatherette-fabric)
White, Ocean Blue Pearlescent,
Silver Pearlescent

TOP SOUND

230 x 215
90
5 (2 lounge)
Metal
7
Expanded Polyurethane



~1800
~1250
~300
~2100
~479

29



--



14

● Light System - Multicolour
● with MP3 bluetooth

--

--

● (3)



2 HP/1.8kW, 1 speed
2 HP/1.8kW, 1 speed



Rectangular Cassette

--

2 x 50



220-240V 50Hz single-phase
6 kW - 28 A
3
26.000

● Digital LCD

--



○ teak or veined oak

--

Ice (leatherette-fabric)
White, Ocean Blue Pearlescent,
Silver Pearlescent

FEATURES

cm Length x width
cm Height
n. Seating capacity
Framework
cm Base height
Insulation typology
Winter Pro Kit

WEIGHT & CAPACITY

l Water capacity
l Average fill
kg Spa net weight
kg Max. spa weight
kg/m² Floor load

EQUIPMENT

Jets
Self-draining shell
Automatic water refilling
Aromatherapy
Blowers
Waterfall
Underwater light
Stereo
Remote control
Headrest
Cushion

PUMPS

Pump I
Pump II
Circulation pump

FILTRATION SYSTEM

Skimmer type
Performance kit - Sand filter
Sq.Ft. Cartridge (for filter)
CLEARARRAY™

ELECTRIC REQUIREMENTS

Electrical requirement
Max absorption with electric heater
kW Electric heater
kcal/h Heater exchanger

CONTROL SYSTEM

Topside control panel
Diverter valves
Air adjustment

FINISHINGS

Built-in version
Wooden panel version (colour)
Synthetic wood panelling
Cover
Available colours eu*



delos

| | BASE | PRO | PRO SOUND |
|-------------------------------------|---|---|---|
| FEATURES | | | |
| Length x width | cm 215 x 190 | cm 215 x 190 | cm 215 x 190 |
| Height | cm 80 | cm 80 | cm 80 |
| Seating capacity | n. 4 (1 lounge) | n. 4 (1 lounge) | n. 4 (1 lounge) |
| Framework | Metal | Metal | Metal |
| Base height | cm 8 | cm 8 | cm 8 |
| Insulation typology | Expanded Polyurethane | Expanded Polyurethane | Expanded Polyurethane |
| Winter Pro Kit | ● | ● | ● |
| WEIGHT & CAPACITY | | | |
| Water capacity | l ~1390 | l ~1390 | l ~1390 |
| Average fill | l ~860 | l ~860 | l ~860 |
| Spa net weight | kg ~250 | kg ~250 | kg ~250 |
| Max. spa weight | kg ~1640 | kg ~1640 | kg ~1640 |
| Floor load | kg/m ² ~459 | kg/m ² ~459 | kg/m ² ~459 |
| EQUIPMENT | | | |
| Jets | 16 | 16 | 16 |
| Self-draining shell | ● | ● | ● |
| Automatic water refilling | -- | -- | -- |
| Aromatherapy | -- | -- | ● |
| Blowers | -- | -- | 10 |
| Waterfall | -- | ● | ● |
| Underwater light | ● White spotlight | ● White spotlight | ● Light System - Multicolour |
| Stereo | -- | -- | ● with MP3 bluetooth |
| Remote control | -- | -- | -- |
| Headrest | ● | ● (3) | ● (3) |
| Cushion | ● | ● | ● |
| PUMPS | | | |
| Pump I | 2 HP/1.8kW, 2 speed | 2 HP/1.8kW, 1 speed | 2 HP/1.8kW, 1 speed |
| Pump II | -- | -- | -- |
| Circulation pump | ● with Performance kit | ● | ● |
| FILTRATION SYSTEM | | | |
| Skimmer type | Rectangular Cassette | Rectangular Cassette | Rectangular Cassette |
| Performance kit - Sand filter | ● | -- | -- |
| Cartridge (for filter) | Sq.Ft. 2 x 50 | 2 x 50 | 2 x 50 |
| CLEARARRAY™ | ● | ● | ● |
| ELECTRIC REQUIREMENTS | | | |
| Electrical requirement | 220-240V 50Hz single-phase | 220-240V 50Hz single-phase | 220-240V 50Hz single-phase |
| Max absorption with electric heater | 3.5 kW - 16 A | 5.15 kW - 23 A | 6 kW - 28 A |
| Electric heater | kW 2 | 3 | 3 |
| Heater exchanger | kcal/h -- | 26.000 | 26.000 |
| CONTROL SYSTEM | | | |
| Topside control panel | ● Digital LED | ● Digital LCD | ● Digital LCD |
| Diverter valves | -- | -- | -- |
| Air adjustment | ● | ● | ● |
| FINISHINGS | | | |
| Built-in version | ○ | ○ | ○ |
| Wooden panel version (colour) | ○ teak | ○ teak or veined oak | ○ teak or veined oak |
| Synthetic wood panelling | -- | -- | -- |
| Cover | Ice (leatherette-fabric) | Ice (leatherette-fabric) | Ice (leatherette-fabric) |
| Available colours eu* | White, Ocean Blue Pearlescent, Silver Pearlescent | White, Ocean Blue Pearlescent, Silver Pearlescent | White, Ocean Blue Pearlescent, Silver Pearlescent |

■ Jets

● Included

● Optional

○ Please contact your local retailer for specifications

* Please contact your local retailer for colour availability



delfi

BASE

190 x 190
80
4 (1 lounge)
Metal
8
Expanded Polyurethane

~1170
~700
~220
~1390
~460

16

-
-
-
-
- White spotlight
-
-
-
-

2 HP/1.8kW, 2 speed
--
● with Performance kit

Rectangular Cassette
●
2 x 50
●

220-240V 50Hz single-phase
3.5 kW - 16 A
2
--

- Digital LED
-
-

○
○ teak
--

Ice (leatherette-fabric)
White, Ocean Blue Pearlescent,
Silver Pearlescent

PRO

190 x 190
80
4 (1 lounge)
Metal
8
Expanded Polyurethane

~1170
~700
~220
~1390
~460

16

-
-
-
-
- White spotlight
-
-
- (2)
-

2 HP/1.8kW, 1 speed
--
●

Rectangular Cassette
--
2 x 50
●

220-240V 50Hz single-phase
5.75 kW - 26 A
3
26.000

- Digital LCD
-
-

○
○ teak or veined oak
--

Ice (leatherette-fabric)
White, Ocean Blue Pearlescent,
Silver Pearlescent

PRO SOUND

190 x 190
80
4 (1 lounge)
Metal
8
Expanded Polyurethane

~1170
~700
~220
~1390
~460

16

-
-
-
- 10
- Light System - Multicolour
- with MP3 bluetooth
-
- (2)
-

2 HP/1.8kW, 1 speed
--
●

Rectangular Cassette
--
2 x 50
●

220-240V 50Hz single-phase
6 kW - 28 A
3
26.000

- Digital LCD
-
-

○
○ teak or veined oak
--

Ice (leatherette-fabric)
White, Ocean Blue Pearlescent,
Silver Pearlescent

FEATURES

- cm Length x width
- cm Height
- n. Seating capacity
- Framework
- cm Base height
- Insulation typology
- Winter Pro Kit

WEIGHT & CAPACITY

- l Water capacity
- l Average fill
- kg Spa net weight
- kg Max. spa weight
- kg/m² Floor load

EQUIPMENT

- Jets
- Self-draining shell
- Automatic water refilling
- Aromatherapy
- Blowers
- Waterfall
- Underwater light
- Stereo
- Remote control
- Headrest
- Cushion

PUMPS

- Pump I
- Pump II
- Circulation pump

FILTRATION SYSTEM

- Skimmer type
- Performance kit - Sand filter
- Sq.Ft. Cartridge (for filter)
- CLEARARRAY™

ELECTRIC REQUIREMENTS

- Electrical requirement
- Max absorption with electric heater
- kW Electric heater
- kcal/h Heater exchanger

CONTROL SYSTEM

- Topside control panel
- Diverter valves
- Air adjustment

FINISHINGS

- Built-in version
- Wooden panel version (colour)
- Synthetic wood panelling
- Cover
- Available colours eu*

■ Jets

● Included

● Optional

○ Please contact your local retailer for specifications

* Please contact your local retailer for colour availability



unique

| | BASE | | TOP | |
|-------------------------------------|-------------------|---|---|--|
| FEATURES | | | | |
| Length x width | cm | 190 x 150 | 190 x 150 | |
| Height | cm | 80 | 80 | |
| Seating capacity | n. | 3 (1 lounge) | 3 (1 lounge) | |
| Framework | | Metal | Metal | |
| Base height | cm | 8 | 8 | |
| Insulation typology | | Expanded Polyurethane | Expanded Polyurethane | |
| Winter Pro Kit | | ● | ● | |
| WEIGHT & CAPACITY | | | | |
| Water capacity | l | ~1030 | ~1030 | |
| Average fill | l | ~630 | ~630 | |
| Spa net weight | kg | ~240 | ~240 | |
| Max. spa weight | kg | ~1270 | ~1270 | |
| Floor load | kg/m ² | ~552 | ~552 | |
| EQUIPMENT | | | | |
| Jets | | 14 | 14 | |
| Self-draining shell | | ● | ● | |
| Automatic water refilling | | -- | -- | |
| Aromatherapy | | ● | ● | |
| Blowers | | -- | (10) | |
| Waterfall | | ● | ● | |
| Underwater light | | ● Light System - Multicolour | ● Light System - Multicolour | |
| Stereo | | -- | ● MP3 | |
| Remote control | | -- | -- | |
| Headrest | | ● (3) | ● (3) | |
| Cushion | | -- | -- | |
| PUMPS | | | | |
| Pump I | | 2 HP/1.8kW, 2 speed | 2 HP/1.8kW, 1 speed | |
| Pump II | | -- | -- | |
| Circulation pump | | -- | -- | |
| FILTRATION SYSTEM | | | | |
| Skimmer type | | Floating Weir | Floating Weir | |
| Performance kit - Sand filter | | -- | -- | |
| Cartridge (for filter) | Sq.Ft. | 1 x 50 | 1 x 50 | |
| CLEARARRAY™ | | ● | ● | |
| ELECTRIC REQUIREMENTS | | | | |
| Electrical requirement | | 220-240V 50Hz single-phase | 220-240V 50Hz single-phase | |
| Max absorption with electric heater | | 3.5 kW - 16 A | 3.5 kW - 16 A | |
| Electric heater | kW | 2 | 2 | |
| Heater exchanger | kcal/h | -- | -- | |
| CONTROL SYSTEM | | | | |
| Topside control panel | | ● Digital LED | ● Digital LED | |
| Diverter valves | | -- | -- | |
| Air adjustment | | -- | -- | |
| FINISHINGS | | | | |
| Built-in version | | ● | ● | |
| Wooden panel version (colour) | | ● teak or wenge | ● teak or wenge | |
| Customizable panels | | ● | ● | |
| Synthetic wood panelling | | -- | -- | |
| Cover | | Ice (leatherette), Ice (fabric), Ice (Sunbed) | Ice (leatherette), Ice (fabric), Ice (Sunbed) | |
| Available colours eu* | | White, Ocean Blue Pearlescent, Silver Pearlescent | White, Ocean Blue Pearlescent, Silver Pearlescent | |

■ Jets

● Included

● Optional

○ Please contact your local retailer for specifications

* Please contact your local retailer for colour availability



J-495



J-480

| | J-495 | J-480 |
|-------------------------------------|--|--|
| FEATURES | | |
| Length x width | cm 229 x 279 | 239 x 239 |
| Height | cm 104 (117) | 99 (112) |
| Seating capacity | n. 7-8 | 6 (1 lounge) |
| Framework | Wood | Wood |
| Insulation typology | Expanded Polyurethane & Full Foam | Expanded Polyurethane & Full Foam |
| SmartSeal™ | ○ | ○ |
| WEIGHT & CAPACITY | | |
| Water capacity | l ~2345 | ~2158 |
| Average fill | l ~1968 | ~1817 |
| Spa net weight | kg ~500 | ~431 |
| Max. spa weight | kg ~2846 | ~2589 |
| Floor load | kg/m² ~459 | ~479 |
| EQUIPMENT | | |
| Jets | 62 | 48 |
| Waterfall | 2 | 2 |
| Underwater light | ● Light System – Multicolour | ● Light System – Multicolour |
| Stereo | ○ J1000 Audio System + Docking Station | ○ J1000 Audio System + Docking Station |
| Remote control | ○ | ○ |
| Headrests | ● 4 (adjustable lighted pillows) | ● 4 (adjustable lighted pillows) |
| PUMPS | | |
| Pump I | 2 HP/1.8kW, 1 speed | 2 HP/1.8kW, 1 speed |
| Pump II | 2 HP/1.8kW, 1 speed | 2 HP/1.8kW, 1 speed |
| Pump III | 2 HP/1.8kW, 1 speed | -- |
| Circulation pump | ● | ● |
| FILTRATION SYSTEM | | |
| Skimmer type | ProClarity™ Filtration System with grill and skimming weir + ProClear II | ProClarity™ Filtration System + ProClear II Filtration system - ProClear skimmer - ProCatch polishing filter bag |
| Filters | I - ProClarity depth load filter (circ) I - ProClarity 40 sq ft. cartridge filter (circ) I - ProClear II 75 sq ft cartridge filter (hydro) | I - ProClarity depth load filter (circ) I - ProClarity 50 sq ft. cartridge filter (circ) I - ProClear II 75 sq ft cartridge filter (hydro) |
| CLEARRAY™ | | |
| ELECTRIC REQUIREMENTS | | |
| Electrical requirement | 220-240V 50Hz single-phase | 220-240V 50Hz single-phase |
| Max absorption with electric heater | 11.4kW - 50A | 6.7kW - 29A |
| Electric heater | kW 5.4 | 2.7 |
| Heater exchanger | kcal/h -- | -- |
| CONTROL SYSTEM | | |
| Topside control panel | ● Digital LCD | ● Digital LCD |
| Diverter valves | ● | ● |
| Air adjustment | ● | ● |
| FINISHINGS | | |
| Synthetic wood panelling | Brazilian Teak, Silver Wood, Roasted Chestnut | Brazilian Teak, Silver Wood, Roasted Chestnut |
| Leatherette cover | Silver Wood, Bordeaux | Silver Wood, Bordeaux |
| Available colours eu* | Platinum, Desert Sand, Silver Pearl | Platinum, Desert Sand, Opal, Silver Pearl, Slate Green |

■ Jets

● Included

○ Optional

○ Please contact your local retailer for specifications

* Please contact your local retailer for colour availability



J-465



J-415

J-465

224 x 224
99 (109)
5 (1 lounge)
Wood
Expanded Polyurethane & Full Foam
○

~1817
~1438
~370
~2187
~497

37

- Light System – Multicolour
- J1000 Audio System + Docking Station
-
- 4 (adjustable lighted pillows)

2 HP/1.8kW, 1 speed
2 HP/1.8kW, 1 speed
--
●

ProClarity™ Filtration System + ProClear II Filtration system - ProClear skimmer - ProCatch polishing filter bag
I - ProClarity depth load filter (circ)
I - ProClarity 50 sq ft. cartridge filter (circ)
I - ProClear II 75 sq ft cartridge filter (hydro)
●

220-240V 50Hz single-phase
6.7kW - 29A
2.7
--

- Digital LCD
-
-

Brazilian Teak, Silver Wood, Roasted Chestnut
Silver Wood, Bordeaux
Platinum, Desert Sand, Opal, Silver Pearl, Slate Green

J-415

168 x 193
81
2-3 (1 lounge)
Wood
Expanded Polyurethane & Full Foam
○

~1060
~765
~263
~1323
~427

21

-
- J1000 Audio System + Docking Station
-
- 2 (adjustable lighted pillows)

2 HP/1.8kW, 1 speed
--
--
●

ProClarity™ Filtration System with grill and skimming weir + ProClear II
I - ProClarity depth load filter (circ)
I - ProClarity 40 sq ft. cartridge filter (circ)
I - ProClear II 75 sq ft cartridge filter (hydro)
●

220-240V 50Hz single-phase
6.7kW - 29A
2.7
--

- Digital LCD
-
-

Brazilian Teak, Silver Wood, Roasted Chestnut
Silver Wood, Bordeaux
Platinum, Desert Sand, Opal, Silver Pearl, Slate Green

FEATURES

cm Length x width
cm Height
n. Seating capacity
Framework
Insulation typology
SmartSeal™

WEIGHT & CAPACITY

l Water capacity
l Average fill
kg Spa net weight
kg Max. spa weight
kg/m² Floor load

EQUIPMENT

Jets
Waterfall
Underwater light
Stereo
Remote control
Headrests

PUMPS

Pump I
Pump II
Pump III
Circulation pump

FILTRATION SYSTEM

Skimmer type

Filters

CLEARRAY™

ELECTRIC REQUIREMENTS

Electrical requirement
Max absorption with electric heater
kW Electric heater
kcal/h Heater exchanger

CONTROL SYSTEM

Topside control panel
Diverter valves
Air adjustment

FINISHINGS

Synthetic wood panelling

Leatherette cover
Available colours eu*

■ Jets

● Included

○ Optional

○ Please contact your local retailer for specifications

* Please contact your local retailer for colour availability



J-LXL

FEATURES

| | | |
|---------------------|----|--|
| Length x width | cm | 213 x 213 |
| Height | cm | 91 |
| Seating capacity | n. | 5 (1 lounge) |
| Framework | | Wood |
| Insulation typology | | 1.5" high density lining with heat retaining backing and full foam |

J-LXL

WEIGHT & CAPACITY

| | | |
|-----------------|-------------------|-------|
| Water capacity | l | ~1818 |
| Average fill | l | ~1400 |
| Spa net weight | kg | ~444 |
| Max. spa weight | kg | ~2283 |
| Floor load | kg/m ² | ~518 |

EQUIPMENT

| | |
|------------------|---|
| Jets | 38 |
| Waterfall | 1 |
| Underwater light | ● |
| Stereo | ○ Aquasound Stereo System with JBL speakers |
| Remote control | -- |
| Headrests | ● (3) |

PUMPS

| | |
|------------------|---------------------|
| Pump I | 2 HP/1.8kW, 2 speed |
| Pump II | 2 HP/1.8kW, 1 speed |
| Circulation pump | ● |

FILTRATION SYSTEM

| | |
|-----------------|---|
| Skimmer type | Proclear [®] Filtration System |
| Filters Sq. Ft. | 2 x 75 |
| CLEARARRAY™ | ● |

ELECTRIC REQUIREMENTS

| | |
|-------------------------------------|----------------------------|
| Electrical requirement | 220-240V 50Hz single-phase |
| Max absorption with electric heater | 6.7kW - 29A |
| Electric heater kW | 2.7 |

CONTROL SYSTEM

| | |
|-----------------------|---------------|
| Topside control panel | ● Digital LCD |
| Diverter valves | ● |
| Air adjustment | ● |

FINISHINGS

| | |
|--------------------------|--|
| Synthetic wood panelling | Brazilian Teak,; Roasted Chestnut |
| Leatherette cover | Bordeaux |
| Available colours eu* | Platinum, Opal, Slate Green, Silver Pearl |

■ Jets

● Included

● Optional

○ Please contact your local retailer for specifications

* Please contact your local retailer for colour availability



J-375



J-355



J-345

J-375

231 x 231
97
5-6 (1 lounge)
Wood
Expanded Polyurethane
& Full Foam
○

~2006
~1571
~435
~2441
~548

46

● LED Prolites System
○ AquaSound
(with MP3 jack & Docking Station)
○
● (4)

2 HP/1.8kW, 2 speed
2 HP/1.8kW, 1 speed
●

Oval Grill
2 x 60
●

220-240V 50Hz single-phase
6.5kW - 28A
2.7

● Digital LED
●
●

Brazilian Teak; Silver Wood;
Roasted Chestnut
Silver Wood; Bordeaux
Platinum, Opal, Slate Green,
Silver Pearl

J-355

231 x 213
97
5-6 (1 lounge)
Wood
Expanded Polyurethane
& Full Foam
○

~1836
~1476
~400
~2236
~549

40

● LED Prolites System
○ AquaSound
(with MP3 jack & Docking Station)
○
● (3)

2 HP/1.8kW, 2 speed
2 HP/1.8kW, 1 speed
●

Oval Grill
2 x 60
●

220-240V 50Hz single-phase
6.5kW - 28A
2.7

● Digital LED
●
●

Brazilian Teak; Silver Wood;
Roasted Chestnut
Silver Wood; Bordeaux
Platinum, Opal, Slate Green,
Silver Pearl

J-345

213 x 213
91
4-5
Wood
Expanded Polyurethane
& Full Foam
○

~1734
~1287
~373
~2107
~566

27

● LED Prolites System
○ AquaSound
(with MP3 jack & Docking Station)
○
● (4)

2 HP/1.8kW, 2 speed
2 HP/1.8kW, 1 speed
●

Oval Grill
2 x 60
●

220-240V 50Hz single-phase
6.5kW - 28A
2.7

● Digital LED
●
●

Brazilian Teak; Silver Wood;
Roasted Chestnut
Silver Wood; Bordeaux
Platinum, Opal, Slate Green,
Silver Pearl

FEATURES

cm Length x width
cm Height
n. Seating capacity
Framework
Insulation typology
SmartSeal™

WEIGHT & CAPACITY

l Water capacity
l Average fill
kg Spa net weight
kg Max. spa weight
kg/m² Floor load

EQUIPMENT

Jets
Waterfall
Underwater light
Stereo

Remote control
Headrests

PUMPS

Pump I
Pump II
Circulation pump

FILTRATION SYSTEM

Sq.Ft. Skimmer type
Filters
CLEARARRAY™

ELECTRIC REQUIREMENTS

Electrical requirement
Max absorption with electric heater
kW Electric heater

CONTROL SYSTEM

Topside control panel
Diverter valves
Air adjustment

FINISHINGS

Synthetic wood panelling
Leatherette cover
Available colours eu*

■ Jets

● Included

○ Optional

○ Please contact your local retailer for specifications

* Please contact your local retailer for colour availability



J-335



J-315

| | J-335 | J-315 |
|-------------------------------------|--|--|
| FEATURES | | |
| Length x width | cm 213 x 213 | 193 x 168 |
| Height | cm 91 | 81 |
| Seating capacity | n. 4-5 (1 lounge) | 3 (1 lounge) |
| Framework | Wood | Wood |
| Insulation typology | Expanded Polyurethane & Full Foam | Expanded Polyurethane & Full Foam |
| SmartSeal™ | ○ | ○ |
| WEIGHT & CAPACITY | | |
| Water capacity | l ~1715 | ~1037 |
| Average fill | l ~1249 | ~795 |
| Spa net weight | kg ~368 | ~227 |
| Max. spa weight | kg ~2083 | ~1264 |
| Floor load | kg/m ² ~560 | ~494 |
| EQUIPMENT | | |
| Jets | 36 | 13 |
| Waterfall | l | l |
| Underwater light | ● LED Prolites System | ● LED Prolites System |
| Stereo | ○ AquaSound (with MP3 jack & Docking Station) | -- |
| Remote control | ○ | -- |
| Headrests | ● (4) | ● (3) |
| PUMPS | | |
| Pump I | 2 HP/1.8kW, 2 speed | 2 HP/1.8kW, 2 speed |
| Pump II | 2 HP/1.8kW, 1 speed | -- |
| Circulation pump | ● | ● |
| FILTRATION SYSTEM | | |
| Skimmer type | Oval Grill | Oval Grill |
| Filters | Sq.Ft. 2 x 60 | 2 x 60 |
| CLEARARRAY™ | ● | ● |
| ELECTRIC REQUIREMENTS | | |
| Electrical requirement | 220-240V 50Hz single-phase | 220-240V 50Hz single-phase |
| Max absorption with electric heater | 6.5kW - 28A | 4.8kW - 21A |
| Electric heater | kW 2.7 | 2.7 |
| CONTROL SYSTEM | | |
| Topside control panel | ● Digital LED | ● Digital LED |
| Diverter valves | ● | ● |
| Air adjustment | ● | ● |
| FINISHINGS | | |
| Synthetic wood panelling | Brazilian Teak; Silver Wood; Roasted Chestnut | Brazilian Teak; Silver Wood; Roasted Chestnut |
| Leatherette cover | Silver Wood; Bordeaux | Silver Wood; Bordeaux |
| Available colours eu* | Platinum, Opal, Slate Green, Silver Pearl | Platinum, Opal, Slate Green, Silver Pearl |

■ Jets

● Included

● Optional

○ Please contact your local retailer for specifications

* Please contact your local retailer for colour availability



J-270



J-230



J-210

J-270

231 x 231
94
6 (1 lounge)
Wood
Expanded Polyurethane
& Full Foam
--

~2040
~1514
~369
~2409
~478

42

1
● Classic Lighting
○
●
● (3)

2 HP/1.8kW, 2 speed
2 HP/1.8kW, 1 speed
●

Oval
1 x 95
●

220-240V 50Hz single-phase
6.5kW - 28A
2.7

● Digital LCD
●
●

Silver Wood,
Roasted Chestnut
Silver Wood; Bordeaux
Platinum

J-230

213 x 213
91
5 (1 lounge)
Wood
Expanded Polyurethane
& Full Foam
--

~1628
~1192
~330
~1958
~526

25

1
● Classic Lighting
○
●
● (3)

2 HP/1.8kW, 2 speed
--
●

Oval
1 x 95
●

220-240V 50Hz single-phase
4.8kW - 21A
2.7

● Digital LCD
●
●

Silver Wood,
Roasted Chestnut
Silver Wood; Bordeaux
Platinum

J-210

213 x 213
91
4
Wood
Expanded Polyurethane
& Full Foam
--

~1128
~871
~227
~1355
~517

19

1
Stainless steel
faceplates
not available
● White
--
--

2 HP/1.8kW, 2 speed
--
--

Round
1 x 50
●

220-240V 50Hz single-phase
4.8kW - 21A
2.7

● Digital LCD
●
●

Silver Wood,
Roasted Chestnut
Silver Wood; Bordeaux
Platinum

FEATURES

cm Length x width
cm Height
n. Seating capacity
Framework
Insulation typology
SmartSeal™

WEIGHT & CAPACITY

l Water capacity
l Average fill
kg Spa net weight
kg Max. spa weight
kg/m² Floor load

EQUIPMENT

Jets
Waterfall
Underwater light
Stereo
Surrounding light
Headrests

PUMPS

Pump I
Pump II
Circulation pump

FILTRATION SYSTEM

Sq.Ft. Skimmer type
Filters
CLEARARRAY™

ELECTRIC REQUIREMENTS

Electrical requirement
Max absorption with electric heater
kW Electric heater

CONTROL SYSTEM

Topside control panel
Diverter valves
Air adjustment

FINISHINGS

Synthetic wood panelling
Leatherette cove
Available colours eu*


Jets

● Included

● Optional

○ Please contact your local retailer for specifications

* Please contact your local retailer for colour availability



sienna



virginia

| | SIENNA | VIRGINIA |
|--|---|---|
| FEATURES | | |
| Length x width | cm 257 x 219 | 257 x 219 |
| Height | cm 98 | 98 |
| Spa pack length x width | cm 153 x 82 | 153 x 82 |
| Spa pack height | cm 106/110 | 106/110 |
| Max spa pack distance | m 6 | 6 |
| Comp. tank length x width x height | cm 120 x 100 x 116 | 120 x 100 x 116 |
| Seating capacity | n. 7-8 | 6-7 (1 lounge) |
| Framework | Metal | Metal |
| Insulation typology | Expanded Polyurethane | Expanded Polyurethane |
| WEIGHT & CAPACITY | | |
| Water capacity | l ~1760 | ~2100 |
| Average fill | l ~1430 | ~1700 |
| Comp. tank capacity | l ~800 | ~800 |
| Spa net weight | kg ~200 | ~250 |
| Max. spa weight | kg ~1960 | ~2350 |
| Floor load | kg/m ² ~1643 spa ~770 comp. tank ~260 spa pack | ~2063 spa ~770 comp. tank ~260 spa pack |
| EQUIPMENT | | |
| Jets | 30 | 34 |
| Self-draining shell | ● | ● |
| Automatic water refilling | ● | ● |
| Aromatherapy | ● | ● |
| Blowers | 16 | 16 |
| Underwater light | ● | ● |
| Possibility of operation with tokens | ● | ● |
| PUMPS | | |
| Pump I | 3 HP/2.2kW, 1 speed | 3 HP/2.2kW, 1 speed |
| Pump II | 3 HP/2.2kW, 1 speed | 3 HP/2.2kW, 1 speed |
| Filter pump | 0.75 HP/0.56kW | 0.75 HP/0.56kW |
| FILTRATION SYSTEM | | |
| Skimmer type | External Grid | External Grid |
| Performance kit - Sand filter | 11 | 11 |
| Ozone generator (corona) | ● | ● |
| Backflow of filtered water | ● | ● |
| ELECTRIC REQUIREMENTS | | |
| Electrical requirement** | 380-415V 3F+N 50Hz | 380-415V 3F+N 50Hz |
| Max absorption with electric heater | 20kW - 28A | 20kW - 28A |
| Max absorption without electric heater | 6.5kW - 12A | 6.5kW - 12A |
| Electric heater | kW ○ (12) | ○ (12) |
| Heater exchanger | kcal/h ○ (40000) | ○ (40000) |
| CONTROL SYSTEM | | |
| External pneumatic control | Hydromassage (1&2) - Filtration - Light - Blower | Hydromassage (1&2) - Filtration - Light - Blower |
| FINISHINGS | | |
| Built-in version | ● | ● |
| Leatherette cover | Ice (leatherette) | Ice (leatherette) |
| Available colours eu* | White, Ocean Blue Pearlescent, Silver Pearlescent | White, Ocean Blue Pearlescent, Silver Pearlescent |


■ Jets

● Included

○ Optional

○ Please contact your local retailer for specifications

* Please contact your local retailer for colour availability



alimia

ALIMIA

Ø 237
 98
 153 x 82
 106/110
 6
 120 x 100 x 116
 6-7
 Metal
 Expanded Polyurethane

~1660
 ~1350
 ~800
 ~180
 ~1840
 ~2080 spa
 ~770 comp. tank
 ~260 spa pack

28
 ●
 ●
 ●
 16
 ●
 ●

3 HP/2.2kW, 1 speed
 3 HP/2.2kW, 1 speed
 0.75 HP/0.56kW

External Grid
 11
 ●
 ●

380-415V 3F+N 50Hz
 20kW - 28A
 6.5kW - 12A
 ○ (12)
 ○ (40000)

Hydromassage (1&2) - Filtration - Light - Blower

●
 Ice (leatherette)
 White, Ocean Blue Pearlescent,
 Silver Pearlescent

FEATURES

cm Length x width
 cm Height
 cm Spa pack length x width
 cm Spa pack height
 m Max spa pack distance
 cm Comp. tank length x width x height
 n. Seating capacity
 Framework
 Insulation typology

WEIGHT & CAPACITY

l Water capacity
 l Average fill
 l Comp. tank capacity
 kg Spa net weight
 kg Max. spa weight
 kg/m² Floor load

EQUIPMENT

Jets
 Self-draining shell
 Automatic water refilling
 Aromatherapy
 Blowers
 Underwater light
 Possibility of operation with tokens

PUMPS

Pump I
 Pump II
 Filter pump

FILTRATION SYSTEM

Skimmer type
 Performance kit - Sand filter
 Ozone generator (corona)
 Backflow of filtered water

ELECTRIC REQUIREMENTS

Electrical requirement
 Max absorption with electric heater
 Max absorption without electric heater
 kW Electric heater
 kcal/h Heater exchanger

CONTROL SYSTEM

External pneumatic control

FINISHINGS

Built-in version
 Leatherette cover
 Available colours eu*

JACUZZI EUROPE S.p.A.

Socio Unico
Direzione e Coordinamento
Jacuzzi Brands, Corp. (USA)
S.S. Pontebbana Km 97,200
33098 Valvasone (PN) Italia
Tel. +39-0434-859111
Fax +39-0434-85278
www.jacuzzi.eu
info@jacuzzi.it

JACUZZI BATHROOM ESPAÑA S.L.

Sociedad unipersonal
A Company of
Jacuzzi Brands, Corp. (USA)
Ausias Marc, 157-159
Graner, local A
08013 Barcelona, España
Telf. 932385031
Fax 932385032
www.jacuzzi.eu
info-es@jacuzzi.it

JACUZZI UK

Woodlands
Roydsdale Way
Euroway Trading Estate
Bradford
West Yorkshire
BD4 6SE
Phone +44 (0)1274 471889
Fax: +44 (0)1274 475174
www.jacuzzi.co.uk
hottubsales@jacuzziuk.com

JACUZZI WHIRLPOOL GmbH

Humboldtstr. 30/32
D-70771 Leinfelden-Echterdingen
Deutschland
Tel. 0049 (0)711 933247-40
Fax 0049 (0)711 933247-50
www.jacuzzi.eu
info-de@jacuzzi.it

JACUZZI FRANCE SAS

8, route de Paris
03305 CUSSET
FRANCE
Tél: +33 (0)4 70 30 90 50
Fax +33-(0)4 70 97 41 90
www.jacuzzi-france.com
info@jacuzzi-france.com

To install product always refer to the technical datasheets and instructions manuals available for download from www.jacuzzi.eu

The data and information given here are not binding for Jacuzzi, which reserves the right to make any modifications necessary without prior notice or replacements.

Foto: Gianni Antoniali/Ikon, Alessandro Paderni/Eye Studio
Render 3D: Neiko srl
Special thanks to: Corradi SpA
Concept and graphic project: The Ad Store Italia

