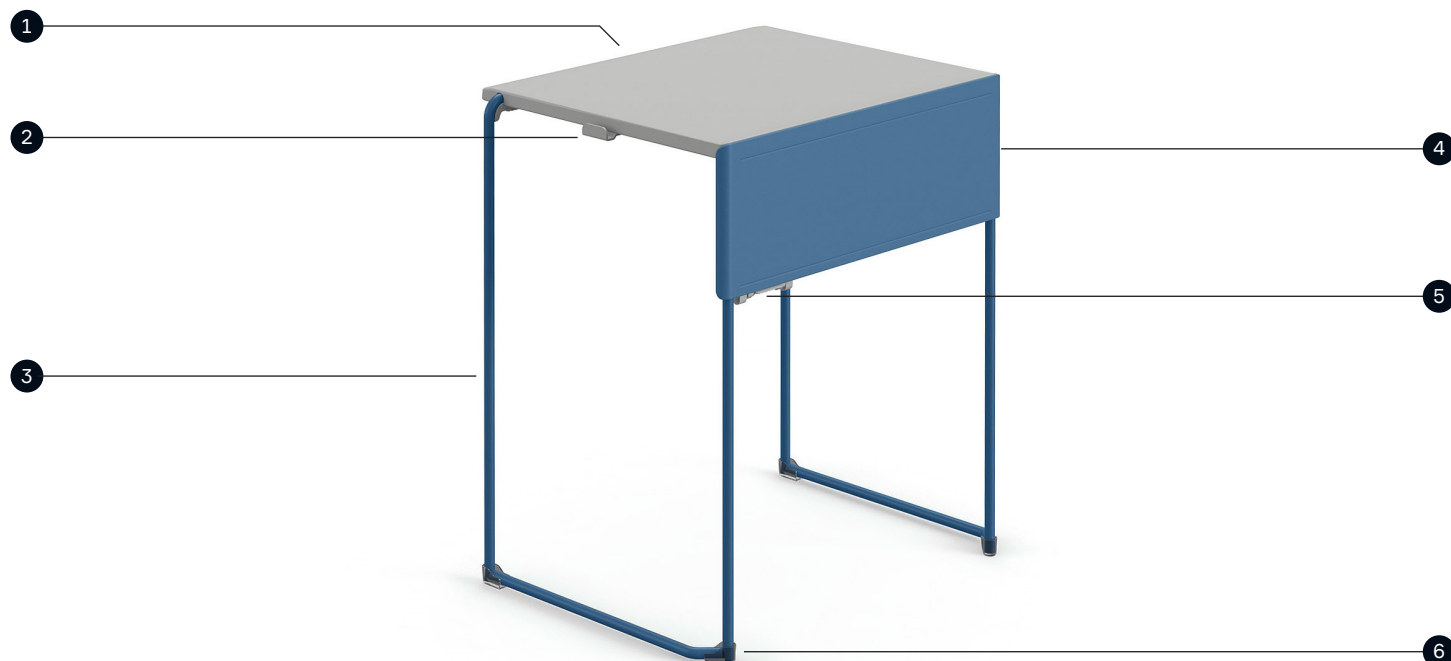


# Joi

Design by IBEBI Lab





① Piano in ABS o Melaminico FSC®.

② Porta borse / Gancio per unione tavoli laterale.

③ Struttura in tubo d'acciaio Ø 16 mm. Verniciatura epossipoliestere a polveri.

④ Pannello frontale in ABS.

⑤ Gancio in polipropilene (PP) per unione tavoli frontale (optional).

⑥ Piedino in capoliestere di polietilene tereftalato trasparente (PETG).

① ABS or MFC FSC® top.

② Bag hook / Side joining hook.

③ Steel tube frame Ø 16 mm. Epoxy powder painting.

④ ABS front panel.

⑤ Front joining hook in polypropylene (PP) (optional).

⑥ Saddle feet in polyethylene terephthalate (PETG).

① Plateau en ABS ou Melamine FSC®.


② Crochets porte sac/ Crochet de connexion lateral.

③ Structure en tube d'acier Ø 16 mm. Vernis en poudre epoxy polyester.

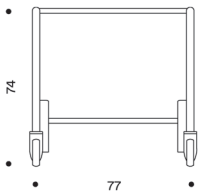
④ Panneau avant en ABS.

⑤ Crochet de connexion frontal en polypropylene (PP) (optionnel).

⑥ Embout en capoliester tereftalato transparent en polyethylene (PETG).



Impilabile fino a 10 tavoli.  
Stackable up to 10 tables.  
Empilable jusqu'à 10 tables.



## GALILEO CARR

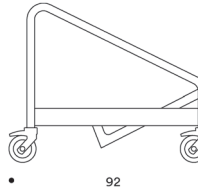
Carrello porta tavoli in tubo d'acciaio nero (max 20 tavoli).

## GALILEO CARR

Black steel tube frame trolley-tables (max 20 tables).

## GALILEO CARR

Chariot porte tables en tube d'acier noir (max 20 tables).



## JOI 01

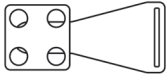
Gancio di unione laterale in metallo verniciato Grigio RAL 9006.

## JOI 01

Side joining hook in Grey RAL 9006 painted steel.

## JOI 01

Crochet de connexion latéral en acier verni Gris RAL 9006.



## JOI 02

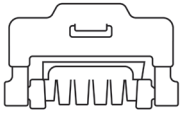
Gancio di unione frontale in polipropilene Grigio RAL 9006.

## JOI 02

Front joining hook in Grey RAL 9006 polypropylene.

## JOI 02

Crochet de connexion frontal en polypropylène Gris RAL 9006.



## BOX10\_A

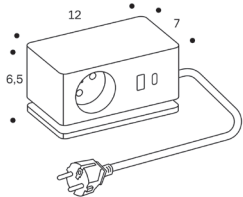
Modulo singolo in tecnopolimero Nero o Bianco: 1x presa Schuko + 1x double USB charger (Type A+C). Versione con base in metallo, cavo di alimentazione 2 m con spina maschio schuko.

## BOX10\_A

Single module in Black or White technopolymer: 1x Schuko socket + 1x double USB charger (Type A+C). Metal base version, 2 m power cable with male Schuko plug.

## BOX10\_A

Module unique en technopolymère Noir ou Blanc: 1x Schuko prise + 1x double USB charger (Type A+C). Version avec base en métal, câble d'alimentation de 2 m avec prise Schuko mâle.



# Finiture


Finishes / Finitions

**FINITURE  
PIANO****TABLE TOP  
FINISHES****FINITIONS  
PLATEAU**


Truciolare rivestito Melaminico sp. 18 mm / MFC thk. 18 mm /  
Agglomeré revêtu en Mèlaminé ép. 18 mm



**U12**  
Bianco  
White  
Blanc



**0FP**  
Grigio  
Grey  
Gris




**0ON**  
Rovere chiaro  
Light Oak  
Chêne Clair

Truciolare rivestito Melaminico sp. 18 mm (FSC®) / MFC thk. 18 mm (FSC®) /  
Agglomeré revêtu en Mèlaminé ép. 18 mm (FSC®)



**U12**  
Bianco  
White  
Blanc



**AS5**  
Noce Kiros  
Walnut Kiros  
Noyer Kiros

**ABS**

**9006**  
Grigio  
Grey  
Gris

**FINITURE PANNELLO  
FRONTALE (ABS) e  
STRUTTURA (Verniciato)****FRONT PANEL (ABS) and  
FRAME (Painted) FINISHES****FINITIONS PANNEAU  
FRONTAL (ABS) et  
STRUCTURE (Verni)**

**RAL 9005**  
Nero  
Black  
Noir



**RAL 9006**  
Grigio  
Grey  
Gris



**RAL 5023**  
Nero  
Black  
Noir

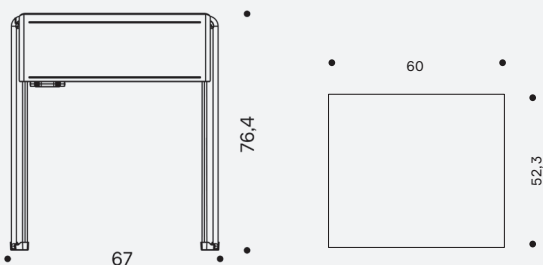


**RAL 3000**  
Rosso  
Red  
Rouge

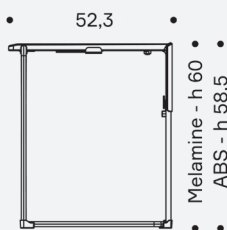
# Disegni Tecnici

Technical Drawings / Dessins Technique

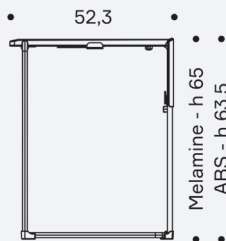
JOI



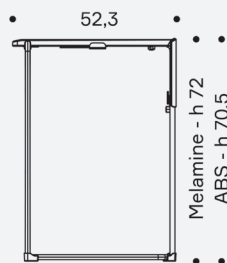
JOI T3



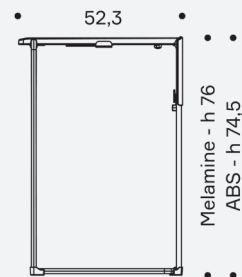
JOI T4



JOI T5



JOI T6



## Note

Notes / Note

### Pulizia

Per le parti metalliche consigliamo esclusivamente un panno morbido e alcool asciugando bene dopo la pulizia. Per le superfici in plastica, usare panno umido ed acqua con detersivo liquido neutro, non usare solventi, trielina, acetone o ammoniac.

### Cleaning

For the metal parts we recommend only a soft cloth and alcohol, drying well after cleaning. For plastic surfaces, use a damp cloth and water with neutral liquid detergent, do not use solvents, trichloroethylene, acetone or ammonia.

### Nettoyage

Pour les parties métalliques, nous recommandons uniquement un chiffon doux et de l'alcool, bien sécher après le nettoyage. Pour les surfaces en plastique, utilisez un chiffon humide et de l'eau avec un détergent liquide neutre, n'utilisez pas de solvants, de trichloréthylène, d'acétone ou d'ammoniac.

### Garanzia

I nostri prodotti sono garantiti 5 anni (testo integrale della garanzia su richiesta). Un uso improprio del prodotto preclude la garanzia dello stesso.

### Warranty

Our products are guaranteed for 5 years (full text of the guarantee on request). Improper use of the product precludes its warranty.

### Garantie

Nos produits sont garantis 5 ans (texte complet de la garantie sur demande). Une mauvaise utilisation du produit exclut sa garantie.

### Uso improprio

Non sono consentiti: Modifiche strutturali e/o manomissioni al prodotto.

### Improper use

The following are not allowed: Structural changes and / or product tampering.

### Utilisation incorrecte

Les éléments suivants ne sont pas autorisés : Modifications structurelles et/ou altération du produit.